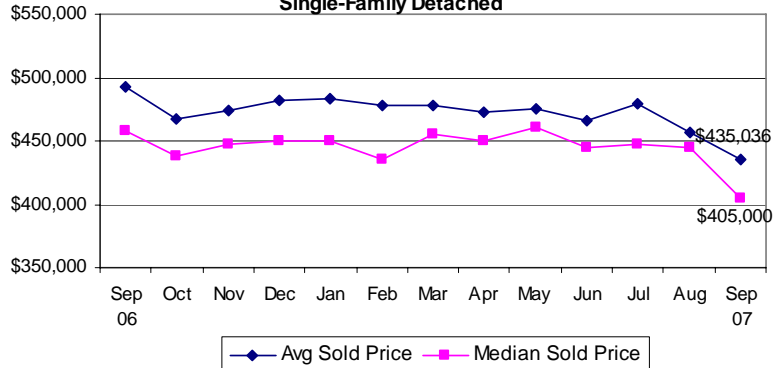


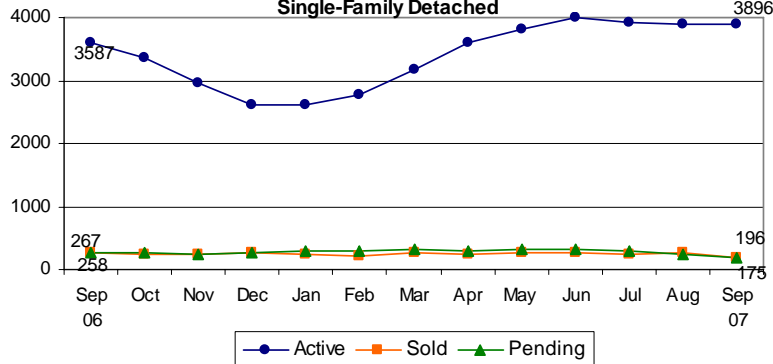
Average and Median Sold Price
Prince William County
Single-Family Detached



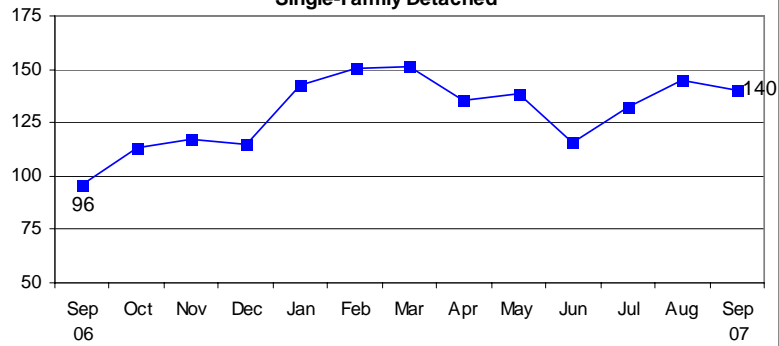
Price Data
Prince William County
Single-Family Detached

	Sep 06	Sep 07	% Chg.
Avg. Sold Price	\$492,726	\$435,036	-12%
Avg. Net Price	\$482,384	\$426,783	-12%
Median Sold Price	\$458,000	\$405,000	-12%

Units Sold, Pending Contracts and Active Listings
Prince William County
Single-Family Detached



Days on the Market
Prince William County
Single-Family Detached



Units Sold by Price Range
Prince William County
Single-Family Detached

Price Range	Sep 06	Sep 07	% Chg.
Less than \$200,000	0	1	-
\$200,000-299,999	6	26	333%
\$300,000-399,999	65	54	-17%
\$400,000-499,999	99	53	-46%
\$500,000-599,999	51	21	-59%
\$600,000-699,999	25	13	-48%
\$700,000-799,999	9	2	-78%
\$800,000-899,999	8	0	-100%
\$900,000-999,999	2	3	50%
\$1,000,000+	2	2	0%
Totals	267	175	-34%

Listings by Price Range
Prince William County
Single-Family Detached

Price Range	Active Listings			New Listings		
	Sep 06	Sep 07	% Chg.	Sep 06	Sep 07	% Chg.
Less than \$200,000	2	18	800%	1	7	600%
\$200,000-299,999	27	471	1644%	17	128	653%
\$300,000-399,999	654	1132	73%	203	265	31%
\$400,000-499,999	1040	1011	-3%	254	230	-9%
\$500,000-599,999	833	612	-27%	182	123	-32%
\$600,000-699,999	499	275	-45%	104	54	-48%
\$700,000-799,999	249	157	-37%	41	27	-34%
\$800,000-899,999	115	73	-37%	24	16	-33%
\$900,000-999,999	67	63	-6%	7	10	43%
\$1,000,000+	101	84	-17%	17	15	-12%
Totals	3587	3896	9%	850	875	3%

DEFINITIONS

Active listings: listings with one of the following listings statuses at the end of the month: ACTIVE, CNTG/NO KO or CNTG/KO.
 Pending contracts: homes that went under contract during the month.
 Avg. sold price: mathematical average of price of all homes sold.
 Median sold price: price at which half of the homes sold for more and half sold for less.
 Net price: sold price minus the amount of any seller subsidy.
 Days on the market: calculated from the MRIS days on the market field (DOMP).

Data Source: Metropolitan Regional Information Systems, Inc. (MRIS)

Data presented in this report may differ from MRIS and other reports because of the different timing of data retrieval.