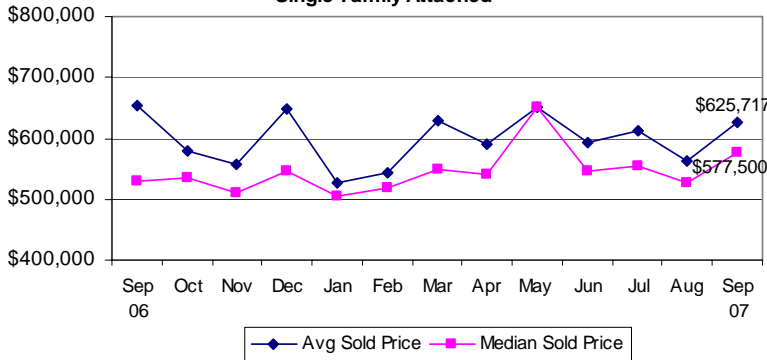


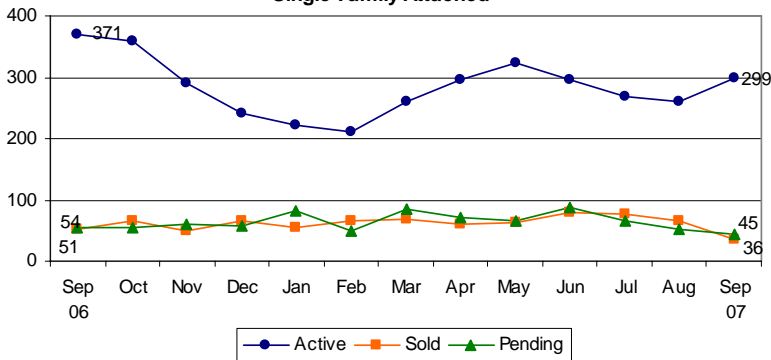
Average and Median Sold Price
City of Alexandria
Single-Family Attached



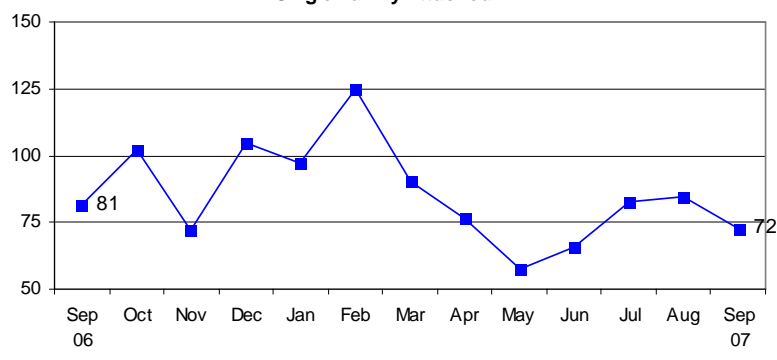
Price Data
City of Alexandria
Single-Family Attached

	Sep 06	Sep 07	% Chg.
Avg. Sold Price	\$652,444	\$625,717	-4%
Avg. Net Price	\$649,001	\$621,967	-4%
Median Sold Price	\$529,000	\$577,500	9%

Units Sold, Pending Contracts and Active Listings
City of Alexandria
Single-Family Attached



Days on the Market
City of Alexandria
Single-Family Attached



Units Sold by Price Range
City of Alexandria
Single-Family Attached

Price Range	Sep 06	Sep 07	% Chg.
Less than \$200,000	0	0	-
\$200,000-299,999	1	0	-100%
\$300,000-399,999	4	2	-50%
\$400,000-499,999	15	6	-60%
\$500,000-599,999	11	11	0%
\$600,000-699,999	3	9	200%
\$700,000-799,999	3	3	0%
\$800,000-899,999	8	2	-75%
\$900,000-999,999	2	0	-100%
\$1,000,000+	4	3	-25%
Totals	51	36	-29%

Listings by Price Range
City of Alexandria
Single-Family Attached

Price Range	Active Listings			New Listings		
	Sep 06	Sep 07	% Chg.	Sep 06	Sep 07	% Chg.
Less than \$200,000	0	0	-	0	0	-
\$200,000-299,999	6	7	17%	0	1	-
\$300,000-399,999	31	34	10%	14	10	-29%
\$400,000-499,999	87	62	-29%	33	29	-12%
\$500,000-599,999	90	65	-28%	34	26	-24%
\$600,000-699,999	46	37	-20%	25	17	-32%
\$700,000-799,999	40	27	-33%	7	9	29%
\$800,000-899,999	19	17	-11%	13	6	-54%
\$900,000-999,999	13	15	15%	8	5	-38%
\$1,000,000+	39	35	-10%	14	12	-14%
Totals	371	299	-19%	148	115	-22%

DEFINITIONS

Active listings: listings with one of the following listings statuses at the end of the month: ACTIVE, CNTG/NO KO or CNTG/KO.

Pending contracts: homes that went under contract during the month.

Avg. sold price: mathematical average of price of all homes sold.

Median sold price: price at which half of the homes sold for more and half sold for less.

Net price: sold price minus the amount of any seller subsidy.

Days on the market: calculated from the MRIS days on the market field (DOMP).

Data Source: Metropolitan Regional Information Systems, Inc. (MRIS)

Data presented in this report may differ from MRIS and other reports because of the different timing of data retrieval.