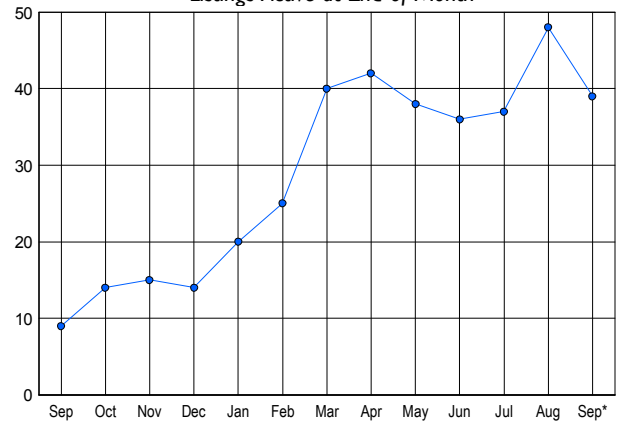


LISTINGS

Price Range	New This Month			Total Actives		
	2006	2005	% Change	2006	2005	% Change
0 - 149,999	0	0	0.0	5	0	0.0
150,000 - 199,999	0	0	0.0	8	0	0.0
200,000 - 299,999	1	4	-75.0	15	2	650.0
300,000 - 399,999	3	0	300.0	6	0	0.0
400,000 - 499,999	1	2	-50.0	5	4	25.0
500,000 - 599,999	0	2	-100.0	0	2	-100.0
600,000 - 699,999	0	0	0.0	0	1	-100.0
700,000 - 799,999	0	0	0.0	0	0	0.0
800,000 - 899,999	0	0	0.0	0	0	0.0
900,000 - 999,999	0	0	0.0	0	0	0.0
1,000,000 - 1,249,999	0	0	0.0	0	0	0.0
1,250,000 - 1,499,999	0	0	0.0	0	0	0.0
1,500,000 +	0	0	0.0	0	0	0.0
TOTALS	5	8	-37.5	39	9	333.3

INVENTORY TREND

Listings Active at End of Month

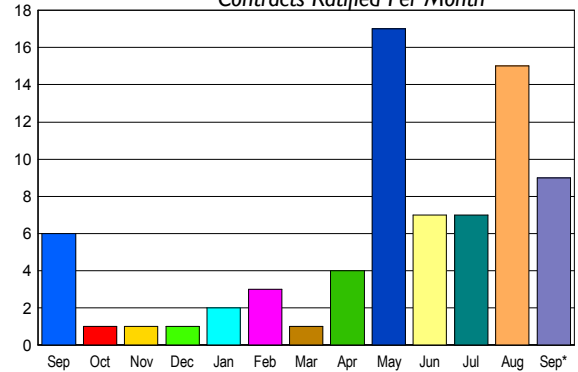


CONTRACTS

Price Range	New This Month			Year-To-Date		
	2006	2005	% Change	2006	2005	% Change
0 - 149,999	3	0	300.0	13	1	1200.0
150,000 - 199,999	4	0	400.0	22	6	266.7
200,000 - 299,999	1	4	-75.0	20	14	42.9
300,000 - 399,999	0	0	0.0	1	0	100.0
400,000 - 499,999	1	2	-50.0	4	12	-66.7
500,000 - 599,999	0	0	0.0	1	0	100.0
600,000 - 699,999	0	0	0.0	0	0	0.0
700,000 - 799,999	0	0	0.0	0	0	0.0
800,000 - 899,999	0	0	0.0	0	0	0.0
900,000 - 999,999	0	0	0.0	0	0	0.0
1,000,000 - 1,249,999	0	0	0.0	0	0	0.0
1,250,000 - 1,499,999	0	0	0.0	0	0	0.0
1,500,000 +	0	0	0.0	0	0	0.0
TOTALS	9	6	50.0	61	33	84.8

SALES TREND

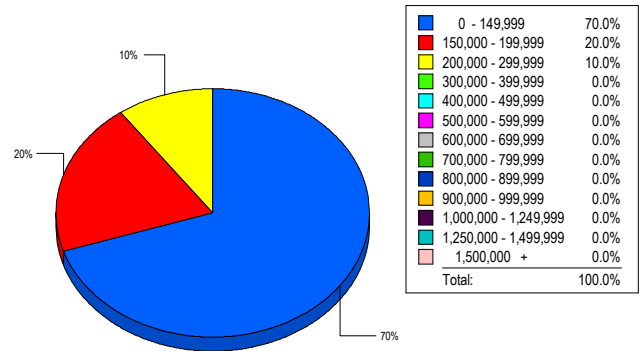
Contracts Ratified Per Month



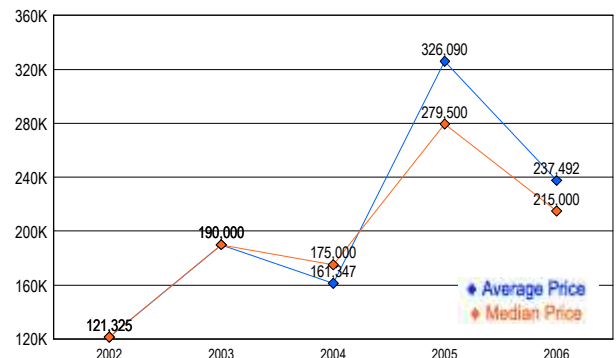
SETTLEMENTS

Price Range	New This Month			Year-To-Date		
	2006	2005	% Change	2006	2005	% Change
0 - 149,999	7	0	700.0	8	1	700.0
150,000 - 199,999	2	1	100.0	18	5	260.0
200,000 - 299,999	1	2	-50.0	20	11	81.8
300,000 - 399,999	0	0	0.0	1	1	0.0
400,000 - 499,999	0	1	-100.0	4	10	-60.0
500,000 - 599,999	0	0	0.0	1	0	-100.0
600,000 - 699,999	0	0	0.0	0	0	0.0
700,000 - 799,999	0	0	0.0	0	0	0.0
800,000 - 899,999	0	0	0.0	1	0	-100.0
900,000 - 999,999	0	0	0.0	0	0	0.0
1,000,000 - 1,249,999	0	0	0.0	0	0	0.0
1,250,000 - 1,499,999	0	0	0.0	0	0	0.0
1,500,000 +	0	0	0.0	0	0	0.0
TOTALS	10	4	150.0	53	28	89.3

MARKET BY PRICE RANGE



AVERAGE & MEDIAN PRICE



DATA SOURCE: Metropolitan Regional Information Systems, Inc. (MRIS)

NOTES: Properties not listed through this Multiple Listing Service are not reflected. The term "sales" represents ratified purchase contracts. Current year information is preliminary and subject to revision. Current year- to- date contract information may not equal the sum of the monthly contract totals reported in