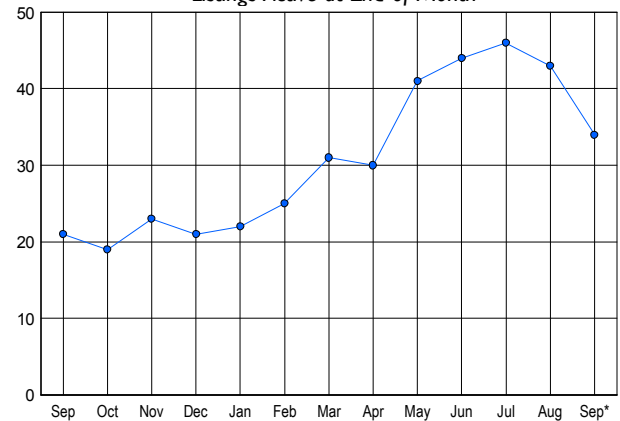


LISTINGS

Price Range	New This Month			Total Actives		
	2006	2005	% Change	2006	2005	% Change
0 - 149,999	0	0	0.0	0	0	0.0
150,000 - 199,999	1	0	100.0	1	0	0.0
200,000 - 299,999	9	11	-18.2	25	12	108.3
300,000 - 399,999	1	3	-66.7	5	6	-16.7
400,000 - 499,999	0	0	0.0	2	0	0.0
500,000 - 599,999	0	1	-100.0	0	3	-100.0
600,000 - 699,999	0	1	-100.0	1	0	0.0
700,000 - 799,999	0	0	0.0	0	0	0.0
800,000 - 899,999	0	0	0.0	0	0	0.0
900,000 - 999,999	0	0	0.0	0	0	0.0
1,000,000 - 1,249,999	0	0	0.0	0	0	0.0
1,250,000 - 1,499,999	0	0	0.0	0	0	0.0
1,500,000 +	0	0	0.0	0	0	0.0
TOTALS	11	16	-31.3	34	21	61.9

INVENTORY TREND

Listings Active at End of Month

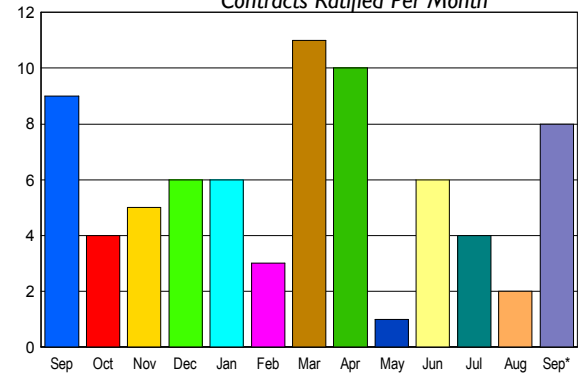


CONTRACTS

Price Range	New This Month			Year-To-Date		
	2006	2005	% Change	2006	2005	% Change
0 - 149,999	0	0	0.0	0	0	0.0
150,000 - 199,999	0	0	0.0	1	6	-83.3
200,000 - 299,999	7	8	-12.5	45	76	-40.8
300,000 - 399,999	1	0	100.0	7	17	-58.8
400,000 - 499,999	0	0	0.0	0	2	-100.0
500,000 - 599,999	0	0	0.0	2	2	0.0
600,000 - 699,999	0	1	-100.0	0	2	-100.0
700,000 - 799,999	0	0	0.0	0	0	0.0
800,000 - 899,999	0	0	0.0	0	0	0.0
900,000 - 999,999	0	0	0.0	0	0	0.0
1,000,000 - 1,249,999	0	0	0.0	0	0	0.0
1,250,000 - 1,499,999	0	0	0.0	0	0	0.0
1,500,000 +	0	0	0.0	0	0	0.0
TOTALS	8	9	-11.1	55	105	-47.6

SALES TREND

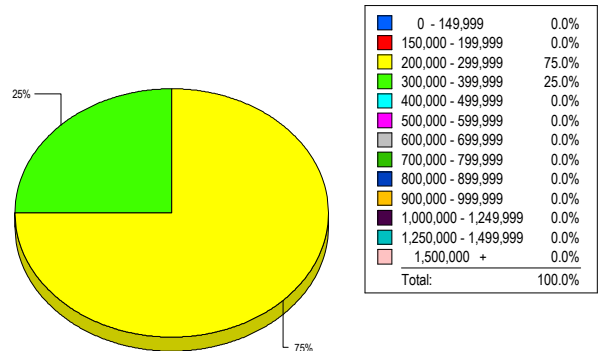
Contracts Ratified Per Month



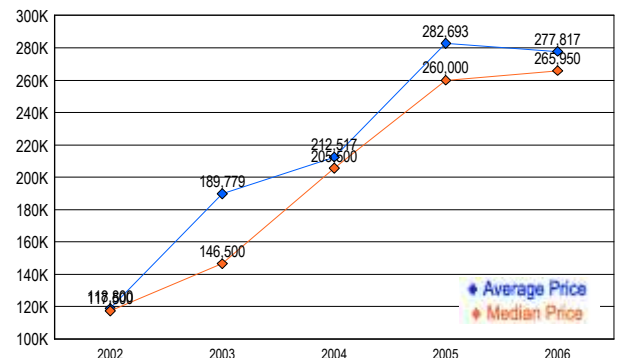
SETTLEMENTS

Price Range	New This Month			Year-To-Date		
	2006	2005	% Change	2006	2005	% Change
0 - 149,999	0	0	0.0	0	0	0.0
150,000 - 199,999	0	0	0.0	2	4	-50.0
200,000 - 299,999	3	7	-57.1	40	82	-51.2
300,000 - 399,999	1	1	0.0	8	14	-42.9
400,000 - 499,999	0	0	0.0	0	3	-100.0
500,000 - 599,999	0	0	0.0	2	2	0.0
600,000 - 699,999	0	0	0.0	0	1	-100.0
700,000 - 799,999	0	0	0.0	0	0	0.0
800,000 - 899,999	0	0	0.0	0	0	0.0
900,000 - 999,999	0	0	0.0	0	0	0.0
1,000,000 - 1,249,999	0	0	0.0	0	0	0.0
1,250,000 - 1,499,999	0	0	0.0	0	0	0.0
1,500,000 +	0	0	0.0	0	0	0.0
TOTALS	4	8	-50.0	52	106	-50.9

MARKET BY PRICE RANGE



AVERAGE & MEDIAN PRICE



DATA SOURCE: Metropolitan Regional Information Systems, Inc. (MRIS)

NOTES: Properties not listed through this Multiple Listing Service are not reflected. The term "sales" represents ratified purchase contracts. Current year information is preliminary and subject to revision. Current year- to- date contract information may not equal the sum of the monthly contract totals reported in