

# FAIRFAX COUNTY HOUSING REPORT

## Residential Market Report

### Single Family Homes

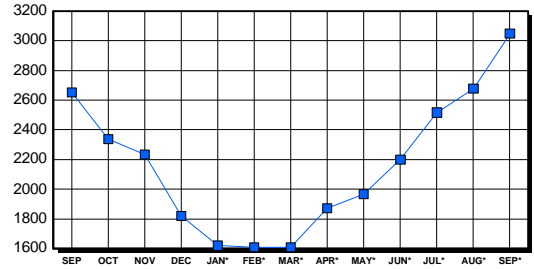
September 2002

#### LISTINGS

Price Range	New This Month			Total Active		
	2002	2001	% Change	2002	2001	% Change
0-149999	22	75	-70.7	68	91	-25.3
150000-299999	805	826	-2.5	837	784	6.8
300000-449999	647	486	33.1	822	697	17.9
450000-599999	292	196	49.0	483	451	7.1
600000-749999	134	102	31.4	276	238	16.0
750000-999999	109	63	73.0	268	194	38.1
1000000 & Over	73	46	58.7	294	198	48.5
<b>Grand Total:</b>	<b>2,082</b>	<b>1,794</b>	<b>16.1</b>	<b>3,048</b>	<b>2,653</b>	<b>14.9</b>

#### INVENTORY TREND

Listings Active At End Of Month

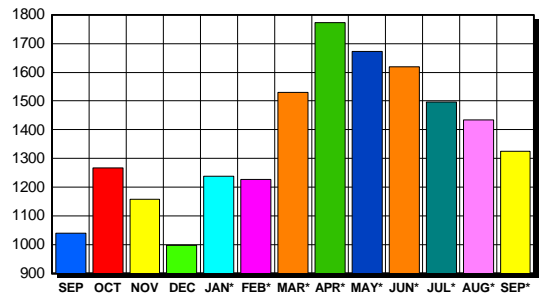


#### CONTRACTS

Price Range	New This Month			Year-To-Date		
	2002	2001	% Change	2002	2001	% Change
0-149999	15	62	-75.8	203	803	-74.7
150000-299999	644	579	11.2	6,070	6,870	-11.6
300000-449999	398	252	57.9	4,219	3,083	36.8
450000-599999	157	75	109.3	1,624	1,073	51.4
600000-749999	47	33	42.4	566	436	29.8
750000-999999	45	17	164.7	417	251	66.1
1000000 & Over	18	2	800.0	212	168	26.2
<b>Grand Total:</b>	<b>1,324</b>	<b>1,020</b>	<b>29.8</b>	<b>13,311</b>	<b>12,684</b>	<b>4.9</b>

#### SALES TREND

Contracts Ratified Per Month



#### SETTLEMENTS

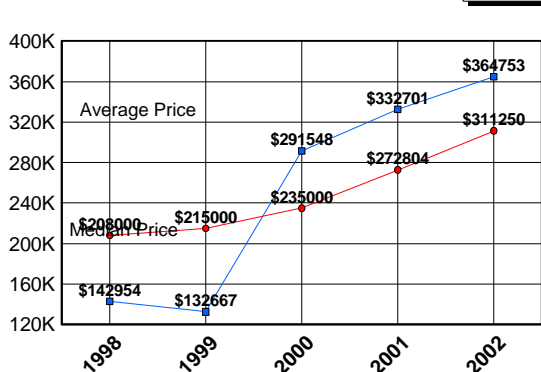
Price Range	New This Month			Year-To-Date		
	2002	2001	% Change	2002	2001	% Change
0-149999	8	53	-84.9	191	732	-73.9
150000-299999	589	542	8.7	5,737	6,544	-12.3
300000-449999	434	261	66.3	4,224	2,894	46.0
450000-599999	160	100	60.0	1,531	1,065	43.8
600000-749999	47	42	11.9	566	416	36.1
750000-999999	36	19	89.5	355	247	43.7
1000000 & Over	20	16	25.0	192	169	13.6
<b>Grand Total:</b>	<b>1,294</b>	<b>1,033</b>	<b>25.3</b>	<b>12,796</b>	<b>12,067</b>	<b>6.0</b>

#### DATA SOURCE

Metropolitan Regional Information System (MRIS)

NOTES: Properties not listed through this Multiple Listing Service are not reflected. The term "sales" represents ratified purchase contracts. Current year information is preliminary and subject to revision. Current year- to- date contract information may not equal the sum of the monthly contract totals reported in previous issues. Prices are not adjusted for inflation.

#### AVERAGE & MEDIAN PRICE



#### MARKET BY PRICE RANGE

