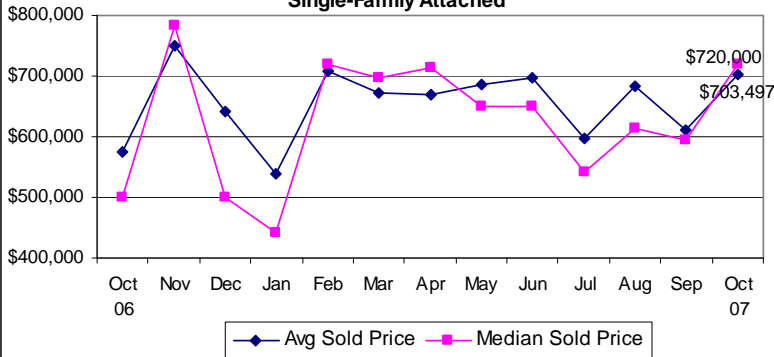


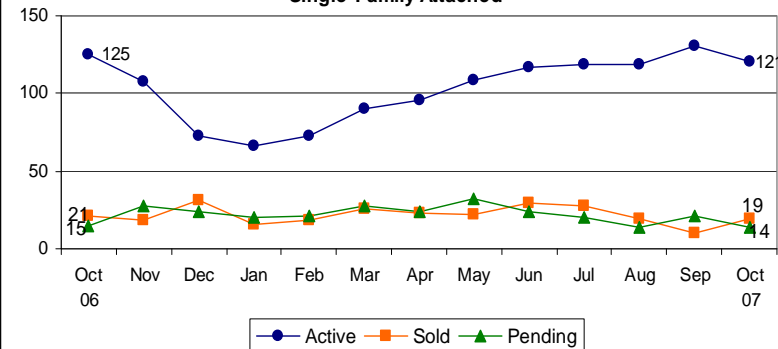
**Average and Median Sold Price**  
Arlington County  
Single-Family Attached



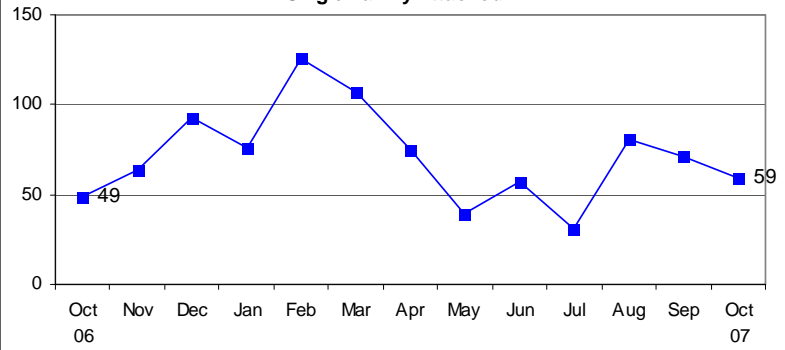
**Price Data**  
Arlington County  
Single-Family Attached

	Oct 06	Oct 07	% Chg.
Avg. Sold Price	\$574,557	\$703,497	22%
Avg. Net Price	\$569,925	\$700,321	23%
Median Sold Price	\$499,900	\$720,000	44%

**Units Sold, Pending Contracts and Active Listings**  
Arlington County  
Single-Family Attached



**Days on the Market**  
Arlington County  
Single-Family Attached



**Units Sold by Price Range**  
Arlington County  
Single-Family Attached

Price Range	Oct 06	Oct 07	% Chg.
Less than \$200,000	0	0	-
\$200,000-299,999	1	1	0%
\$300,000-399,999	5	3	-40%
\$400,000-499,999	5	3	-40%
\$500,000-599,999	4	1	-75%
\$600,000-699,999	0	0	-
\$700,000-799,999	2	5	150%
\$800,000-899,999	0	0	-
\$900,000-999,999	2	2	0%
\$1,000,000+	2	4	100%
<b>Totals</b>	<b>21</b>	<b>19</b>	<b>-10%</b>

**Listings by Price Range**  
Arlington County  
Single-Family Attached

Price Range	Active Listings			New Listings		
	Oct 06	Oct 07	% Chg.	Oct 06	Oct 07	% Chg.
Less than \$200,000	0	1	-	0	1	-
\$200,000-299,999	3	6	100%	0	2	-
\$300,000-399,999	17	30	76%	10	4	-60%
\$400,000-499,999	23	24	4%	6	9	50%
\$500,000-599,999	14	9	-36%	6	2	-67%
\$600,000-699,999	12	18	50%	8	5	-38%
\$700,000-799,999	16	10	-38%	5	3	-40%
\$800,000-899,999	16	7	-56%	6	1	-83%
\$900,000-999,999	7	5	-29%	3	2	-33%
\$1,000,000+	17	11	-35%	1	1	0%
<b>Totals</b>	<b>125</b>	<b>121</b>	<b>-3%</b>	<b>45</b>	<b>30</b>	<b>-33%</b>

**DEFINITIONS**

Active listings: listings with one of the following listings statuses at the end of the month: ACTIVE, CNTG/NO KO or CNTG/KO.  
 Pending contracts: homes that went under contract during the month.  
 Avg. sold price: mathematical average of price of all homes sold.  
 Median sold price: price at which half of the homes sold for more and half sold for less.  
 Net price: sold price minus the amount of any seller subsidy.  
 Days on the market: calculated from the MRIS days on the market field (DOMP).

Data Source: Metropolitan Regional Information Systems, Inc. (MRIS)

Data presented in this report may differ from MRIS and other reports because of the different timing of data retrieval.