

# PRINCE WILLIAM COUNTY HOUSING REPORT

## Residential Market Report

### Single Family Homes

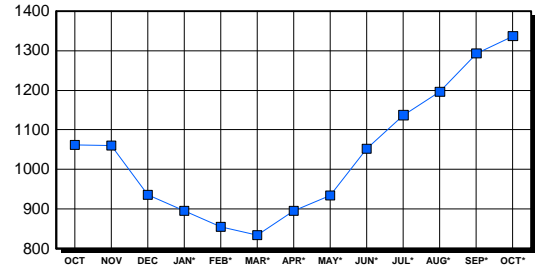
October 2002

#### LISTINGS

Price Range	New This Month			Total Active		
	2002	2001	% Change	2002	2001	% Change
0-149999	124	186	-33.3	126	169	-25.4
150000-299999	509	370	37.6	582	471	23.6
300000-449999	170	110	54.5	412	280	47.1
450000-599999	51	24	112.5	153	88	73.9
600000-749999	10	3	233.3	30	18	66.7
750000-999999	4	3	33.3	25	31	-19.4
1000000 & Over	3	3	0.0	9	5	80.0
<b>Grand Total:</b>	<b>871</b>	<b>699</b>	<b>24.6</b>	<b>1,337</b>	<b>1,062</b>	<b>25.9</b>

#### INVENTORY TREND

Listings Active At End Of Month

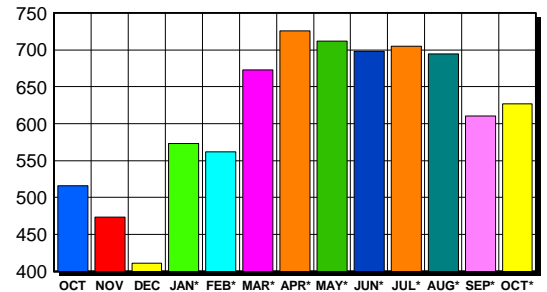


#### CONTRACTS

Price Range	New This Month			Year-To-Date		
	2002	2001	% Change	2002	2001	% Change
0-149999	119	184	-35.3	1,292	2,164	-40.3
150000-299999	393	280	40.4	4,127	2,974	38.8
300000-449999	97	47	106.4	953	551	73.0
450000-599999	16	4	300.0	174	72	141.7
600000-749999	2	2	0.0	22	10	120.0
750000-999999	0	0	0.0	7	3	133.3
1000000 & Over	0	0	0.0	5	1	400.0
<b>Grand Total:</b>	<b>627</b>	<b>517</b>	<b>21.3</b>	<b>6,580</b>	<b>5,775</b>	<b>13.9</b>

#### SALES TREND

Contracts Ratified Per Month



#### SETTLEMENTS

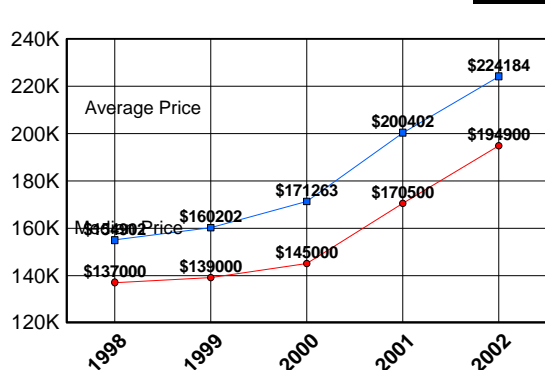
Price Range	New This Month			Year-To-Date		
	2002	2001	% Change	2002	2001	% Change
0-149999	85	177	-52.0	1,202	2,042	-41.1
150000-299999	358	280	27.9	3,951	2,837	39.3
300000-449999	84	56	50.0	940	545	72.5
450000-599999	11	6	83.3	166	68	144.1
600000-749999	2	1	100.0	25	11	127.3
750000-999999	0	1	-100.0	9	3	200.0
1000000 & Over	1	2	-50.0	3	2	50.0
<b>Grand Total:</b>	<b>541</b>	<b>523</b>	<b>3.4</b>	<b>6,296</b>	<b>5,508</b>	<b>14.3</b>

#### DATA SOURCE

Metropolitan Regional Information System (MRIS)

NOTES: Properties not listed through this Multiple Listing Service are not reflected. The term "sales" represents ratified purchase contracts. Current year information is preliminary and subject to revision. Current year- to- date contract information may not equal the sum of the monthly contract totals reported in previous issues. Prices are not adjusted for inflation.

#### AVERAGE & MEDIAN PRICE



#### MARKET BY PRICE RANGE

