

# PRINCE WILLIAM COUNTY HOUSING REPORT

## Residential Market Report

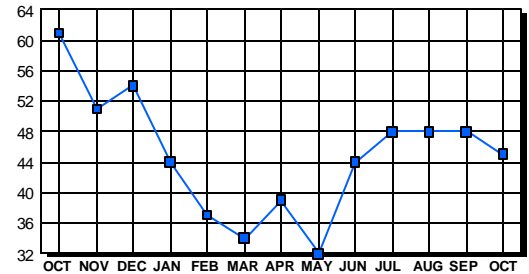
### Condo/Co-ops October 2002

#### LISTINGS

Price Range	New This Month			Total Active		
	2002	2001	% Change	2002	2001	% Change
0-49999	0	0	0.0	1	2	-50.0
50000-99999	14	27	-48.1	22	31	-29.0
100000-149999	32	29	10.3	11	20	-45.0
150000-199999	6	3	100.0	6	5	20.0
200000-299999	1	2	-50.0	5	3	66.7
300000-399999	0	0	0.0	0	0	0.0
400000-499999	0	0	0.0	0	0	0.0
500000 & Over	0	0	0.0	0	0	0.0
<b>Grand Total:</b>	<b>53</b>	<b>61</b>	<b>-13.1</b>	<b>45</b>	<b>61</b>	<b>-26.2</b>

#### INVENTORY TREND

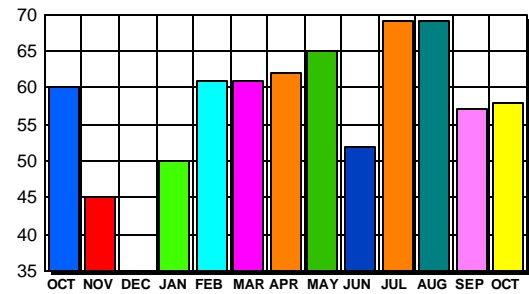
Listings Active At End Of Month



#### CONTRACTS

Price Range	New This Month			Year-To-Date		
	2002	2001	% Change	2002	2001	% Change
0-49999	2	0	200.0	4	15	-73.3
50000-99999	13	21	-38.1	163	247	-34.0
100000-149999	36	35	2.9	378	346	9.2
150000-199999	6	2	200.0	49	14	250.0
200000-299999	1	4	-75.0	10	10	0.0
300000-399999	0	0	0.0	0	0	0.0
400000-499999	0	0	0.0	0	0	0.0
500000 & Over	0	0	0.0	0	0	0.0
<b>Grand Total:</b>	<b>58</b>	<b>62</b>	<b>-6.5</b>	<b>604</b>	<b>632</b>	<b>-4.4</b>

#### SALES TREND



#### DATA SOURCE

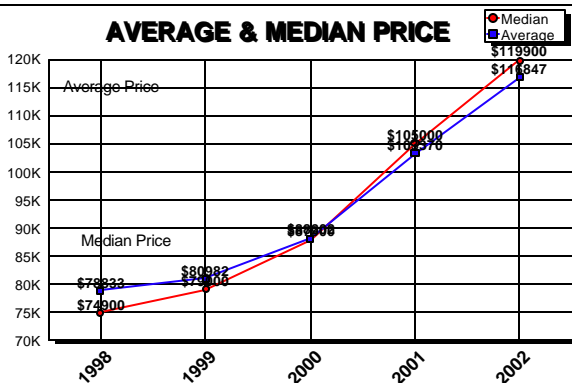
Metropolitan Regional Information System (MRIS)

NOTES: Properties not listed through this Multiple Listing Service are not reflected. The term "sales" represents ratified purchase contracts. Current year information is preliminary and subject to revision. Current year-to-date contract information may not equal the sum of the monthly contract totals reported in previous issues. Prices are not adjusted for inflation.

#### SETTLEMENTS

Price Range	New This Month			Year-To-Date		
	2002	2001	% Change	2002	2001	% Change
0-49999	0	0	0.0	3	17	-82.4
50000-99999	11	25	-56.0	151	237	-36.3
100000-149999	30	38	-21.1	365	332	9.9
150000-199999	4	1	300.0	44	15	193.3
200000-299999	2	0	200.0	12	6	100.0
300000-399999	0	0	0.0	0	0	0.0
400000-499999	0	0	0.0	0	0	0.0
500000 & Over	0	0	0.0	0	0	0.0
<b>Grand Total:</b>	<b>47</b>	<b>64</b>	<b>-26.6</b>	<b>575</b>	<b>607</b>	<b>-5.3</b>

#### AVERAGE & MEDIAN PRICE



#### MARKET BY PRICE RANGE

