

# LOUDOUN COUNTY HOUSING REPORT

## Residential Market Report

### Condo/Co-ops

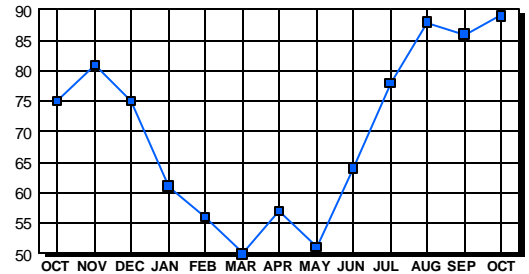
#### October 2002

### LISTINGS

Price Range	New This Month			Total Active		
	2002	2001	% Change	2002	2001	% Change
0-49999	0	0	0.0	0	0	0.0
50000-99999	7	13	-46.2	8	12	-33.3
100000-149999	27	25	8.0	25	17	47.1
150000-199999	35	18	94.4	27	26	3.8
200000-299999	9	7	28.6	16	14	14.3
300000-399999	5	1	400.0	9	3	200.0
400000-499999	0	1	-100.0	2	2	0.0
500000 & Over	1	1	0.0	2	1	100.0
<b>Grand Total:</b>	<b>84</b>	<b>66</b>	<b>27.3</b>	<b>89</b>	<b>75</b>	<b>18.7</b>

### INVENTORY TREND

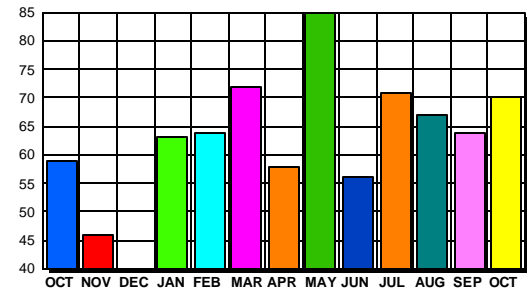
Listings Active At End Of Month



### CONTRACTS

Price Range	New This Month			Year-To-Date		
	2002	2001	% Change	2002	2001	% Change
0-49999	0	0	0.0	0	2	0.0
50000-99999	3	14	-78.6	89	189	-52.9
100000-149999	26	33	-21.2	266	371	-28.3
150000-199999	33	10	230.0	239	93	157.0
200000-299999	6	5	20.0	65	35	85.7
300000-399999	0	0	0.0	6	10	-40.0
400000-499999	2	0	200.0	4	2	100.0
500000 & Over	0	0	0.0	1	0	100.0
<b>Grand Total:</b>	<b>70</b>	<b>62</b>	<b>12.9</b>	<b>670</b>	<b>702</b>	<b>-4.6</b>

### SALES TREND



### DATA SOURCE

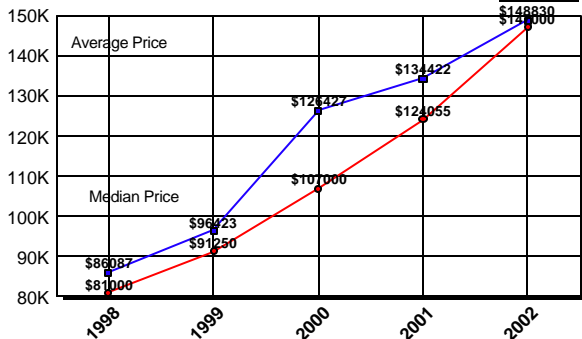
Metropolitan Regional Information System (MRIS)

NOTES: Properties not listed through this Multiple Listing Service are not reflected. The term "sales" represents ratified purchase contracts. Current year information is preliminary and subject to revision. Current year- to- date contract information may not equal the sum of the monthly contract totals reported in previous issues. Prices are not adjusted for inflation.

### SETTLEMENTS

Price Range	New This Month			Year-To-Date		
	2002	2001	% Change	2002	2001	% Change
0-49999	0	0	0.0	1	3	-66.7
50000-99999	4	12	-66.7	90	189	-52.4
100000-149999	20	23	-13.0	239	355	-32.7
150000-199999	23	12	91.7	224	94	138.3
200000-299999	11	3	266.7	62	35	77.1
300000-399999	1	1	0.0	5	13	-61.5
400000-499999	0	0	0.0	2	2	0.0
500000 & Over	0	0	0.0	1	0	100.0
<b>Grand Total:</b>	<b>59</b>	<b>51</b>	<b>15.7</b>	<b>624</b>	<b>691</b>	<b>-9.7</b>

### AVERAGE & MEDIAN PRICE



### MARKET BY PRICE RANGE

