

# ALEXANDRIA CITY HOUSING REPORT

## Residential Market Report

### Condo/Co-ops

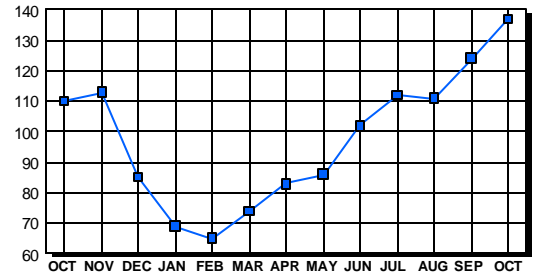
#### October 2002

### LISTINGS

Price Range	New This Month			Total Active		
	2002	2001	% Change	2002	2001	% Change
0-49999	0	2	-200.0	0	0	0.0
50000-99999	17	29	-41.4	23	37	-37.8
100000-149999	40	45	-11.1	36	30	20.0
150000-199999	39	29	34.5	20	8	150.0
200000-299999	36	20	80.0	22	14	57.1
300000-399999	23	10	130.0	11	8	37.5
400000-499999	5	3	66.7	7	4	75.0
500000 & Over	5	4	25.0	18	9	100.0
<b>Grand Total:</b>	<b>165</b>	<b>142</b>	<b>16.2</b>	<b>137</b>	<b>110</b>	<b>24.5</b>

### INVENTORY TREND

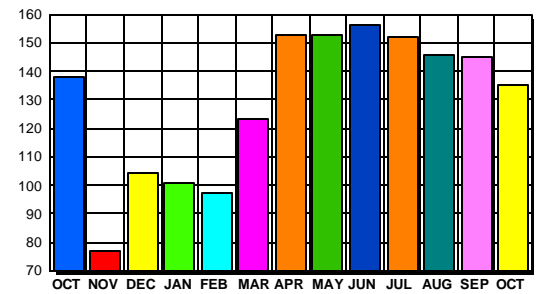
Listings Active At End Of Month



### CONTRACTS

Price Range	New This Month			Year-To-Date		
	2002	2001	% Change	2002	2001	% Change
0-49999	0	0	0.0	2	22	-90.9
50000-99999	18	33	-45.5	245	445	-44.9
100000-149999	34	44	-22.7	437	442	-1.1
150000-199999	34	29	17.2	300	206	45.6
200000-299999	32	20	60.0	232	153	51.6
300000-399999	14	8	75.0	105	47	123.4
400000-499999	1	2	-50.0	14	15	-6.7
500000 & Over	2	1	100.0	26	16	62.5
<b>Grand Total:</b>	<b>135</b>	<b>137</b>	<b>-1.5</b>	<b>1,361</b>	<b>1,346</b>	<b>1.1</b>

### SALES TREND



### DATA SOURCE

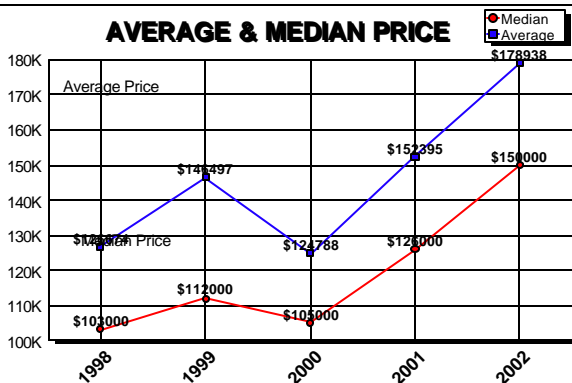
Metropolitan Regional Information System (MRIS)

NOTES: Properties not listed through this Multiple Listing Service are not reflected. The term "sales" represents ratified purchase contracts. Current year information is preliminary and subject to revision. Current year-to-date contract information may not equal the sum of the monthly contract totals reported in previous issues. Prices are not adjusted for inflation.

### SETTLEMENTS

Price Range	New This Month			Year-To-Date		
	2002	2001	% Change	2002	2001	% Change
0-49999	0	0	0.0	2	24	-91.7
50000-99999	23	36	-36.1	230	422	-45.5
100000-149999	33	44	-25.0	412	431	-4.4
150000-199999	31	33	-6.1	286	202	41.6
200000-299999	26	16	62.5	240	158	51.9
300000-399999	15	6	150.0	99	42	135.7
400000-499999	2	3	-33.3	10	13	-23.1
500000 & Over	1	3	-66.7	23	13	76.9
<b>Grand Total:</b>	<b>131</b>	<b>141</b>	<b>-7.1</b>	<b>1,302</b>	<b>1,305</b>	<b>-0.2</b>

### AVERAGE & MEDIAN PRICE



### MARKET BY PRICE RANGE

