

# ARLINGTON COUNTY HOUSING REPORT

## Residential Market Report

### Condo/Co-ops

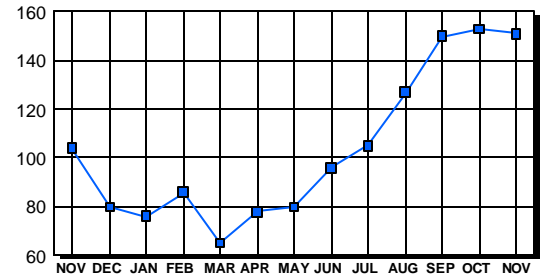
#### November 2002

### LISTINGS

Price Range	New This Month			Total Active		
	2002	2001	% Change	2002	2001	% Change
0-49999	0	1	-100.0	0	1	-100.0
50000-99999	10	16	-37.5	17	11	54.5
100000-149999	20	27	-25.9	27	17	58.8
150000-199999	34	24	41.7	26	15	73.3
200000-299999	60	44	36.4	29	26	11.5
300000-399999	23	17	35.3	21	22	-4.5
400000-499999	6	4	50.0	7	1	600.0
500000 & Over	9	4	125.0	24	11	118.2
<b>Grand Total:</b>	<b>162</b>	<b>137</b>	<b>18.2</b>	<b>151</b>	<b>104</b>	<b>45.2</b>

### INVENTORY TREND

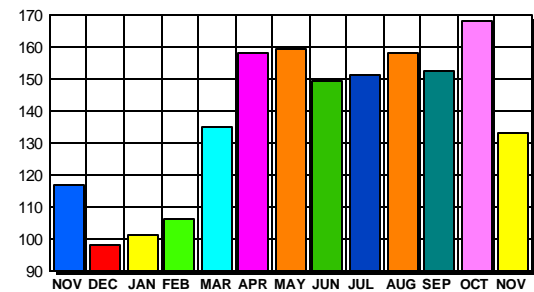
Listings Active At End Of Month



### CONTRACTS

Price Range	New This Month			Year-To-Date		
	2002	2001	% Change	2002	2001	% Change
0-49999	0	0	0.0	6	19	-68.4
50000-99999	10	22	-54.5	159	263	-39.5
100000-149999	20	29	-31.0	270	381	-29.1
150000-199999	33	21	57.1	356	289	23.2
200000-299999	45	34	32.4	519	376	38.0
300000-399999	19	9	111.1	196	71	176.1
400000-499999	4	2	100.0	31	19	63.2
500000 & Over	2	4	-50.0	33	15	120.0
<b>Grand Total:</b>	<b>133</b>	<b>121</b>	<b>9.9</b>	<b>1,570</b>	<b>1,433</b>	<b>9.6</b>

### SALES TREND



### DATA SOURCE

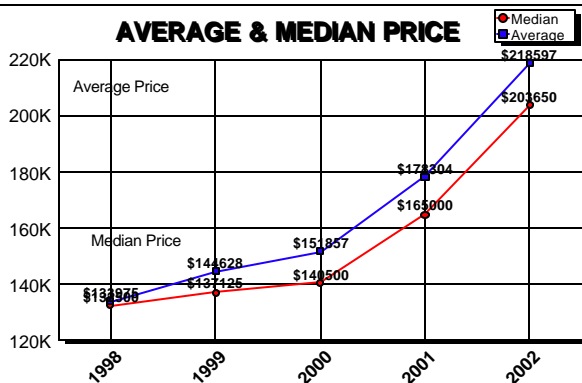
Metropolitan Regional Information System (MRIS)

NOTES: Properties not listed through this Multiple Listing Service are not reflected. The term "sales" represents ratified purchase contracts. Current year information is preliminary and subject to revision. Current year- to- date contract information may not equal the sum of the monthly contract totals reported in previous issues. Prices are not adjusted for inflation.

### SETTLEMENTS

Price Range	New This Month			Year-To-Date		
	2002	2001	% Change	2002	2001	% Change
0-49999	0	2	-200.0	5	21	-76.2
50000-99999	6	22	-72.7	154	240	-35.8
100000-149999	24	16	50.0	229	354	-35.3
150000-199999	26	31	-16.1	336	275	22.2
200000-299999	57	45	26.7	503	392	28.3
300000-399999	20	6	233.3	204	84	142.9
400000-499999	1	2	-50.0	33	19	73.7
500000 & Over	2	0	200.0	26	7	271.4
<b>Grand Total:</b>	<b>136</b>	<b>124</b>	<b>9.7</b>	<b>1,490</b>	<b>1,392</b>	<b>7.0</b>

### AVERAGE & MEDIAN PRICE



### MARKET BY PRICE RANGE

