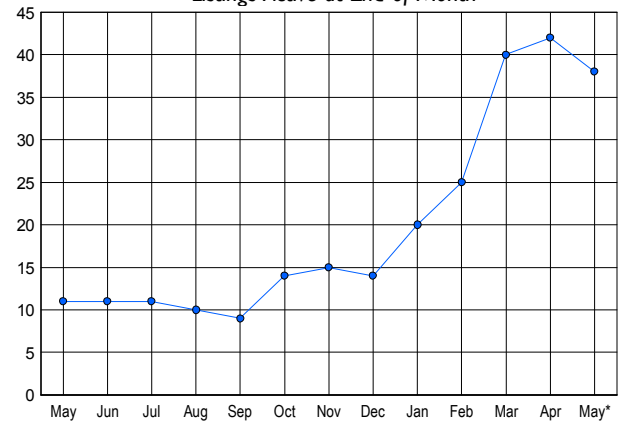


LISTINGS

Price Range	New This Month			Total Actives		
	2006	2005	% Change	2006	2005	% Change
0 - 149,999	0	0	0.0	0	0	0.0
150,000 - 199,999	12	0	1200.0	15	0	0.0
200,000 - 299,999	0	1	-100.0	10	0	0.0
300,000 - 399,999	1	0	100.0	5	0	0.0
400,000 - 499,999	2	2	0.0	7	9	-22.2
500,000 - 599,999	0	0	0.0	1	2	-50.0
600,000 - 699,999	0	0	0.0	0	0	0.0
700,000 - 799,999	0	0	0.0	0	0	0.0
800,000 - 899,999	0	0	0.0	0	0	0.0
900,000 - 999,999	0	0	0.0	0	0	0.0
1,000,000 - 1,249,999	0	0	0.0	0	0	0.0
1,250,000 - 1,499,999	0	0	0.0	0	0	0.0
1,500,000 +	0	0	0.0	0	0	0.0
TOTALS	15	3	400.0	38	11	245.5

INVENTORY TREND

Listings Active at End of Month

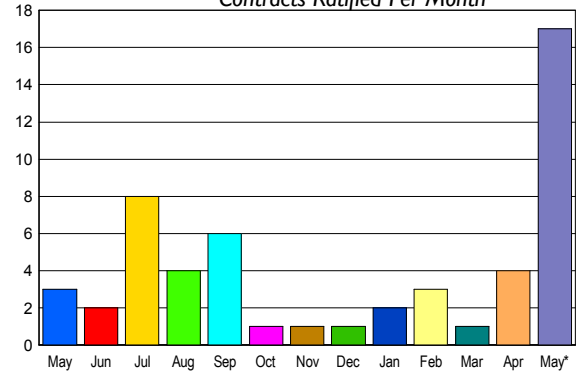


CONTRACTS

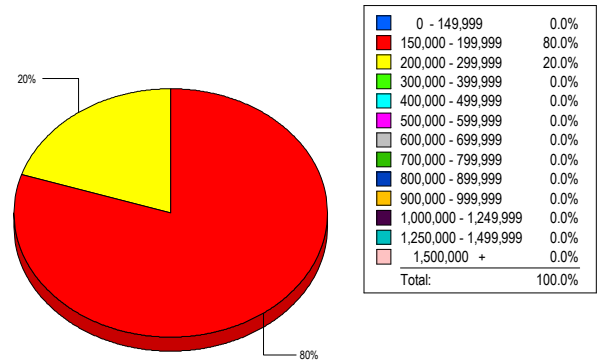
Price Range	New This Month			Year-To-Date		
	2006	2005	% Change	2006	2005	% Change
0 - 149,999	0	0	0.0	0	0	0.0
150,000 - 199,999	12	1	1100.0	15	4	275.0
200,000 - 299,999	5	1	400.0	11	7	57.1
300,000 - 399,999	0	0	0.0	0	0	0.0
400,000 - 499,999	0	1	-100.0	0	4	-100.0
500,000 - 599,999	0	0	0.0	0	0	0.0
600,000 - 699,999	0	0	0.0	0	0	0.0
700,000 - 799,999	0	0	0.0	0	0	0.0
800,000 - 899,999	0	0	0.0	0	0	0.0
900,000 - 999,999	0	0	0.0	0	0	0.0
1,000,000 - 1,249,999	0	0	0.0	0	0	0.0
1,250,000 - 1,499,999	0	0	0.0	0	0	0.0
1,500,000 +	0	0	0.0	0	0	0.0
TOTALS	17	3	466.7	26	15	73.3

SALES TREND

Contracts Ratified Per Month



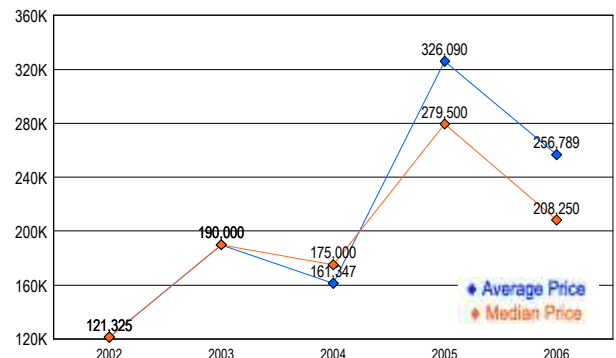
MARKET BY PRICE RANGE



SETTLEMENTS

Price Range	New This Month			Year-To-Date		
	2006	2005	% Change	2006	2005	% Change
0 - 149,999	0	0	0.0	0	0	0.0
150,000 - 199,999	4	0	400.0	6	2	200.0
200,000 - 299,999	1	0	100.0	5	4	25.0
300,000 - 399,999	0	0	0.0	0	1	-100.0
400,000 - 499,999	0	0	0.0	0	3	-100.0
500,000 - 599,999	0	0	0.0	0	0	0.0
600,000 - 699,999	0	0	0.0	0	0	0.0
700,000 - 799,999	0	0	0.0	0	0	0.0
800,000 - 899,999	0	0	0.0	1	0	-100.0
900,000 - 999,999	0	0	0.0	0	0	0.0
1,000,000 - 1,249,999	0	0	0.0	0	0	0.0
1,250,000 - 1,499,999	0	0	0.0	0	0	0.0
1,500,000 +	0	0	0.0	0	0	0.0
TOTALS	5	0	500.0	12	10	20.0

AVERAGE & MEDIAN PRICE



DATA SOURCE: Metropolitan Regional Information Systems, Inc. (MRIS)

NOTES: Properties not listed through this Multiple Listing Service are not reflected. The term "sales" represents ratified purchase contracts. Current year information is preliminary and subject to revision. Current year- to- date contract information may not equal the sum of the monthly contract totals reported in