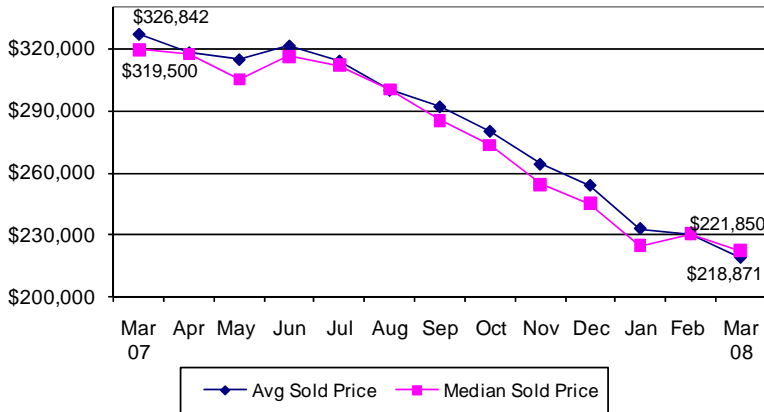


Includes the cities of Manassas and Manassas Park

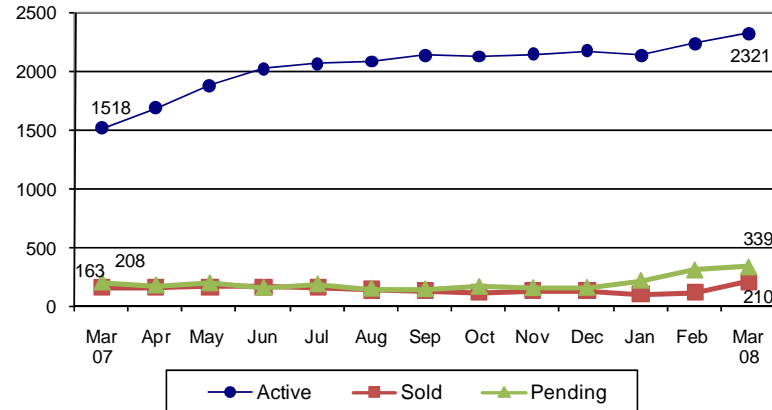
**Average and Median Sold Price
Prince William County
Single-Family Attached**



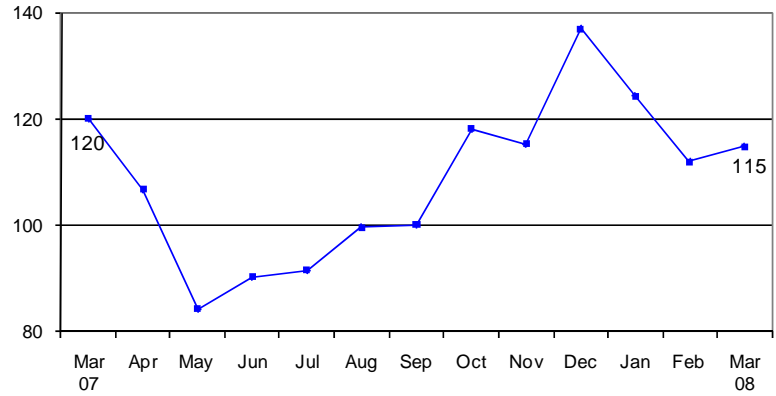
**Price Data
Prince William County
Single-Family Attached**

	Mar 07	Mar 08	% Chg.
Avg. Sold Price	\$326,842	\$218,871	-33%
Avg. Net Price	\$317,910	\$212,348	-33%
Median Sold Price	\$319,500	\$221,850	-31%

**Units Sold, Pending Contracts and Active Listings
Prince William County
Single-Family Attached**



**Days on the Market
Prince William County
Single-Family Attached**



**Units Sold by Price Range
Prince William County
Single-Family Attached**

Price Range	Mar 07	Mar 08	% Chg.
Less than \$200,000	1	77	7600%
\$200,000-299,999	54	108	100%
\$300,000-399,999	71	22	-69%
\$400,000-499,999	19	3	-84%
\$500,000-599,999	3	0	-100%
\$600,000-699,999	0	0	-
\$700,000-799,999	0	0	-
\$800,000-899,999	0	0	-
\$900,000-999,999	0	0	-
\$1,000,000+	0	0	-
Totals	148	210	42%

**Listings by Price Range
Prince William County
Single-Family Attached**

Price Range	Active Listings			New Listings		
	Mar 07	Mar 08	% Chg.	Mar 07	Mar 08	% Chg.
Less than \$200,000	9	992	10922%	3	339	11200%
\$200,000-299,999	469	943	101%	171	261	53%
\$300,000-399,999	807	307	-62%	344	69	-80%
\$400,000-499,999	187	45	-76%	77	8	-90%
\$500,000-599,999	38	23	-39%	17	2	-88%
\$600,000-699,999	5	7	40%	2	3	50%
\$700,000-799,999	1	3	200%	0	0	-
\$800,000-899,999	0	0	-	0	0	-
\$900,000-999,999	0	0	-	0	0	-
\$1,000,000+	2	1	-50%	2	0	-100%
Totals	1518	2321	53%	616	682	11%

DEFINITIONS

Active listings: listings with one of the following listings statuses at the end of the month: ACTIVE, CNTG/NO KO or CNTG/KO.
 Pending contracts: homes that went under contract during the month.
 Avg. sold price: mathematical average of price of all homes sold.
 Median sold price: price at which half of the homes sold for more and half sold for less.
 Net price: sold price minus the amount of any seller subsidy.
 Days on the market: calculated from the MRIS days on the market field (DOMP).

Data Source: Metropolitan Regional Information Systems, Inc. (MRIS)

Data presented in this report may differ from MRIS and other reports because of the different timing of data retrieval.