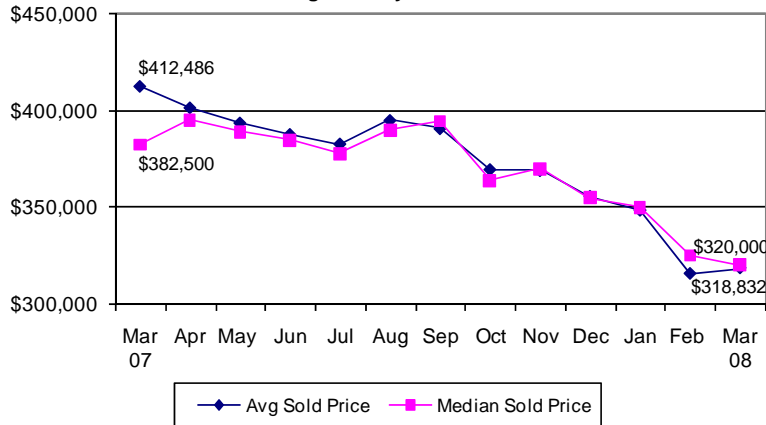


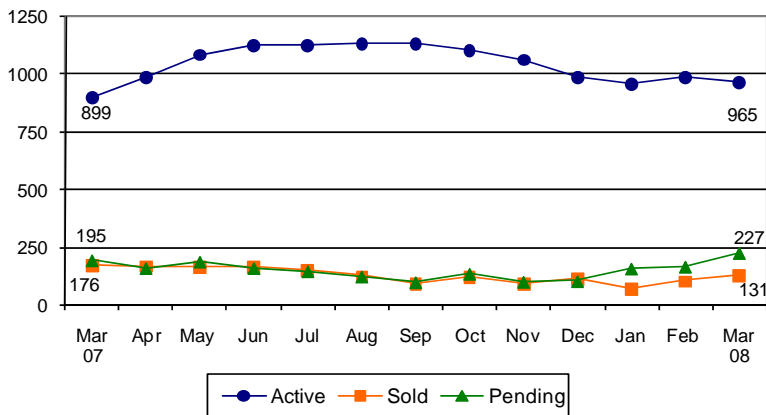
**Average and Median Sold Price
Loudoun County
Single-Family Attached**



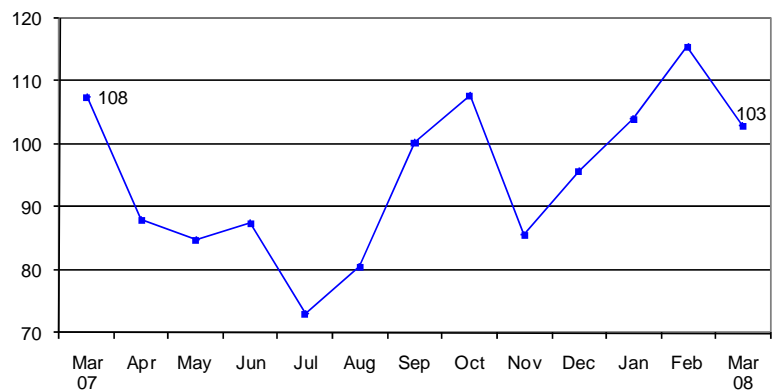
**Price Data
Loudoun County
Single-Family Attached**

	Mar 07	Mar 08	% Chg.
Avg. Sold Price	\$412,486	\$318,832	-23%
Avg. Net Price	\$404,275	\$312,466	-23%
Median Sold Price	\$382,500	\$320,000	-16%

**Units Sold, Pending Contracts and Active Listings
Loudoun County
Single-Family Attached**



**Days on the Market
Loudoun County
Single-Family Attached**



**Units Sold by Price Range
Loudoun County
Single-Family Attached**

Price Range	Mar 07	Mar 08	% Chg.
Less than \$200,000	0	8	-
\$200,000-299,999	9	40	344%
\$300,000-399,999	89	68	-24%
\$400,000-499,999	54	14	-74%
\$500,000-599,999	7	1	-86%
\$600,000-699,999	2	0	-100%
\$700,000-799,999	2	0	-100%
\$800,000-899,999	1	0	-100%
\$900,000-999,999	1	0	-100%
\$1,000,000+	2	0	-100%
Totals	167	131	-22%

**Listings by Price Range
Loudoun County
Single-Family Attached**

Price Range	Active Listings			New Listings		
	Mar 07	Mar 08	% Chg.	Mar 07	Mar 08	% Chg.
Less than \$200,000	3	118	3833%	1	37	3600%
\$200,000-299,999	72	278	286%	29	91	214%
\$300,000-399,999	338	356	5%	181	124	-31%
\$400,000-499,999	311	144	-54%	157	59	-62%
\$500,000-599,999	124	36	-71%	39	5	-87%
\$600,000-699,999	27	16	-41%	11	10	-9%
\$700,000-799,999	10	9	-10%	2	2	0%
\$800,000-899,999	6	5	-17%	2	0	-100%
\$900,000-999,999	6	2	-67%	5	0	-100%
\$1,000,000+	2	1	-50%	0	0	-
Totals	899	965	7%	427	328	-23%

DEFINITIONS

Active listings: listings with one of the following listings statuses at the end of the month: ACTIVE, CNTG/NO KO or CNTG/KO.
 Pending contracts: homes that went under contract during the month.
 Avg. sold price: mathematical average of price of all homes sold.
 Median sold price: price at which half of the homes sold for more and half sold for less.
 Net price: sold price minus the amount of any seller subsidy.
 Days on the market: calculated from the MRIS days on the market field (DOMP).

Data Source: Metropolitan Regional Information Systems, Inc. (MRIS)

Data presented in this report may differ from MRIS and other reports because of the different timing of data retrieval.