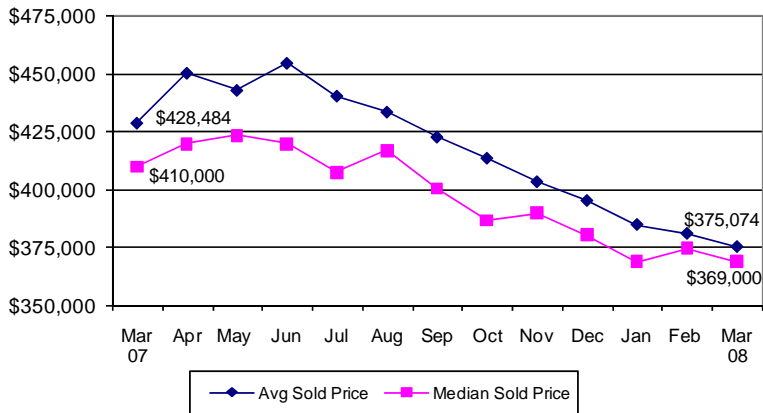


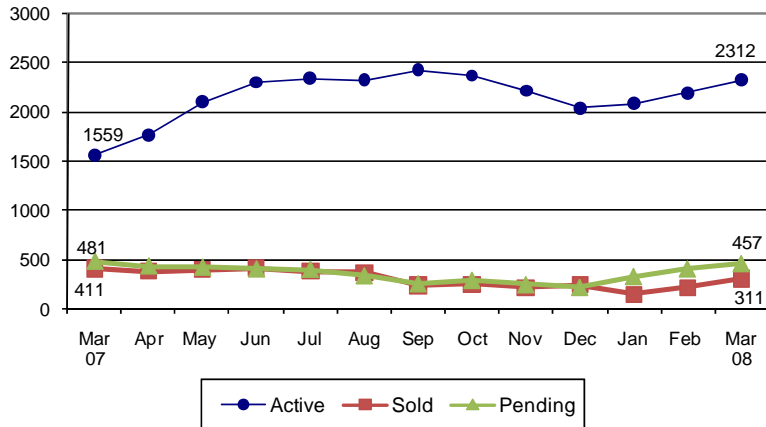
Average and Median Sold Price
Fairfax County
Single-Family Attached



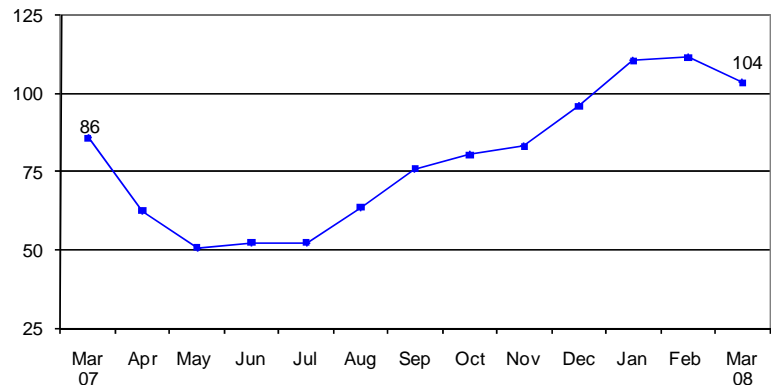
Price Data
Fairfax County
Single-Family Attached

	Mar 07	Mar 08	% Chg.
Avg. Sold Price	\$428,484	\$375,074	-12%
Avg. Net Price	\$381,398	\$366,195	-4%
Median Sold Price	\$410,000	\$369,000	-10%

Units Sold, Pending Contracts and Active Listings
Fairfax County
Single-Family Attached



Days on the Market
Fairfax County
Single-Family Attached



Units Sold by Price Range
Fairfax County
Single-Family Attached

Price Range	Mar 07	Mar 08	% Chg.
Less than \$200,000	0	10	-
\$200,000-299,999	7	63	800%
\$300,000-399,999	172	125	-27%
\$400,000-499,999	161	78	-52%
\$500,000-599,999	47	26	-45%
\$600,000-699,999	17	5	-71%
\$700,000-799,999	3	1	-67%
\$800,000-899,999	3	2	-33%
\$900,000-999,999	1	0	-100%
\$1,000,000+	0	1	-
Totals	411	311	-24%

Listings by Price Range
Fairfax County
Single-Family Attached

Price Range	Active Listings			New Listings		
	Mar 07	Mar 08	% Chg.	Mar 07	Mar 08	% Chg.
Less than \$200,000	0	144	-	6	40	567%
\$200,000-299,999	48	624	1200%	120	204	70%
\$300,000-399,999	584	862	48%	67	314	369%
\$400,000-499,999	527	394	-25%	20	168	740%
\$500,000-599,999	222	166	-25%	1	70	6900%
\$600,000-699,999	103	51	-50%	0	25	-
\$700,000-799,999	29	25	-14%	0	9	-
\$800,000-899,999	14	14	0%	1	5	400%
\$900,000-999,999	18	13	-28%	0	0	-
\$1,000,000+	14	19	36%	0	5	-
Totals	1559	2312	48%	215	840	291%

DEFINITIONS

Active listings: listings with one of the following listings statuses at the end of the month: ACTIVE, CNTG/NO KO or CNTG/KO.
 Pending contracts: homes that went under contract during the month.
 Avg. sold price: mathematical average of price of all homes sold.
 Median sold price: price at which half of the homes sold for more and half sold for less.
 Net price: sold price minus the amount of any seller subsidy.
 Days on the market: calculated from the MRIS days on the market field (DOMP).

Data Source: Metropolitan Regional Information Systems, Inc. (MRIS)

Data presented in this report may differ from MRIS and other reports because of the different timing of data retrieval.