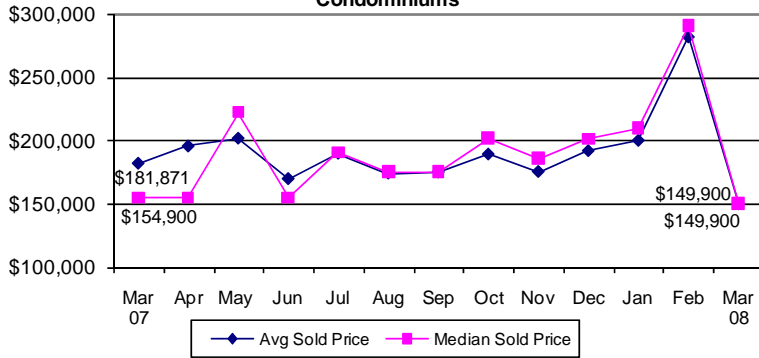


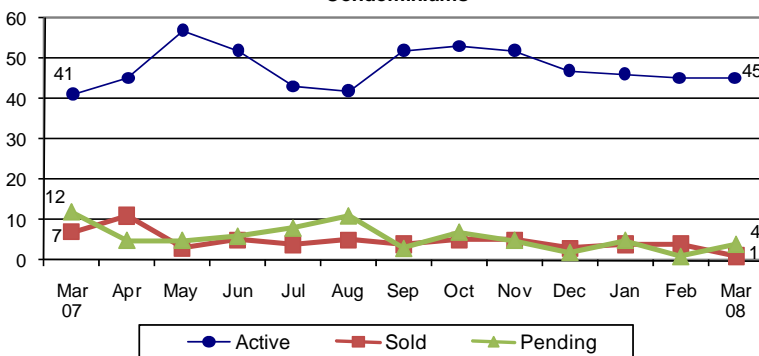
### Average and Median Sold Price Fauquier County Condominiums



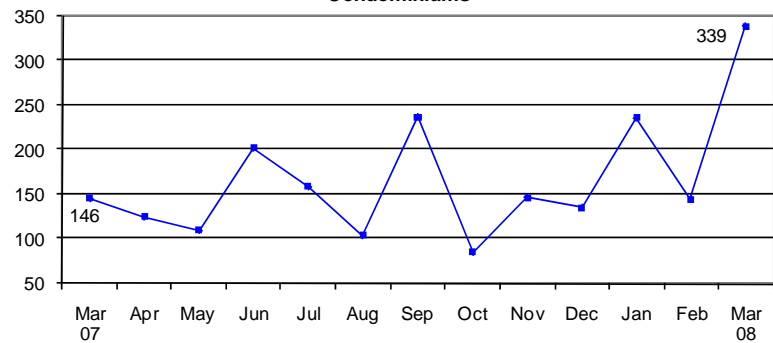
### Price Data Fauquier County Condominiums

	Mar 07	Mar 08	% Chg.
Avg. Sold Price	\$181,871	\$149,900	-18%
Avg. Net Price	\$176,280	\$147,400	-16%
Median Sold Price	\$154,900	\$149,900	-3%

### Units Sold, Pending Contracts and Active Listings Fauquier County Condominiums



### Days on the Market Fauquier County Condominiums



### Units Sold by Price Range Fauquier County Condominiums

Price Range	Mar 07	Mar 08	% Chg.
Less than \$200,000	5	1	-80%
\$200,000-299,999	1	0	-100%
\$300,000-399,999	1	0	-100%
\$400,000-499,999	0	0	-
\$500,000-599,999	0	0	-
\$600,000-699,999	0	0	-
\$700,000-799,999	0	0	-
\$800,000-899,999	0	0	-
\$900,000-999,999	0	0	-
\$1,000,000+	0	0	-
<b>Totals</b>	<b>7</b>	<b>1</b>	<b>-86%</b>

### Listings by Price Range Fauquier County Condominiums

Price Range	Active Listings			New Listings		
	Mar 07	Mar 08	% Chg.	Mar 07	Mar 08	% Chg.
Less than \$200,000	18	20	11%	1	5	400%
\$200,000-299,999	10	19	90%	0	2	-
\$300,000-399,999	6	6	0%	0	2	-
\$400,000-499,999	3	0	-100%	1	0	-100%
\$500,000-599,999	1	0	-100%	1	0	-100%
\$600,000-699,999	1	0	-100%	0	0	-
\$700,000-799,999	0	0	-	0	0	-
\$800,000-899,999	0	0	-	0	0	-
\$900,000-999,999	0	0	-	0	0	-
\$1,000,000+	2	0	-100%	1	0	-100%
<b>Totals</b>	<b>41</b>	<b>45</b>	<b>10%</b>	<b>4</b>	<b>9</b>	<b>125%</b>

#### DEFINITIONS

Active listings: listings with one of the following listings statuses at the end of the month: ACTIVE, CNTG/NO KO or CNTG/KO.  
 Pending contracts: homes that went under contract during the month.  
 Avg. sold price: mathematical average of price of all homes sold.  
 Median sold price: price at which half of the homes sold for more and half sold for less.  
 Net price: sold price minus the amount of any seller subsidy.  
 Days on the market: calculated from the MRIS days on the market field (DOMP).

Data Source: Metropolitan Regional Information Systems, Inc. (MRIS)

Data presented in this report may differ from MRIS and other reports because of the different timing of data retrieval.