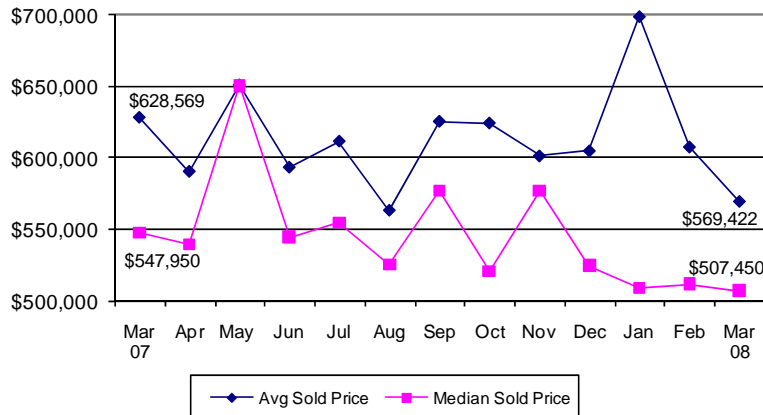


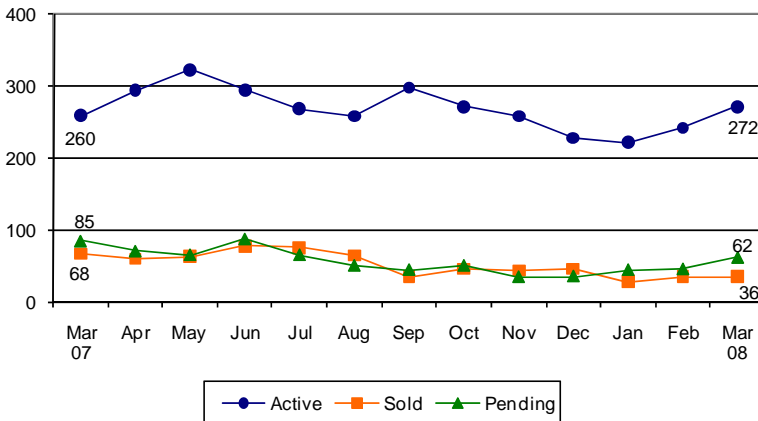
Average and Median Sold Price
City of Alexandria
Single-Family Attached



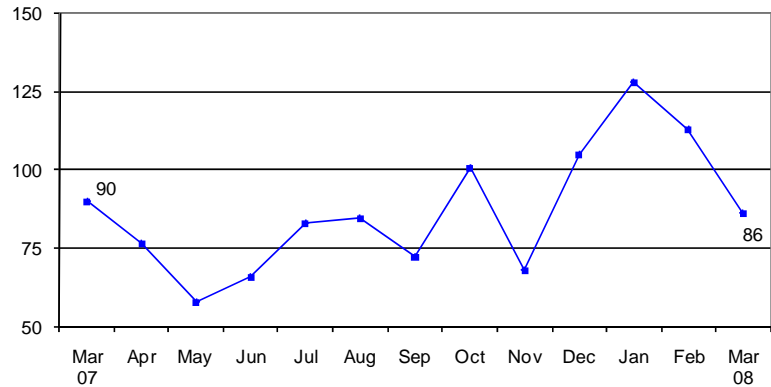
Price Data
City of Alexandria
Single-Family Attached

	Mar 07	Mar 08	% Chg.
Avg. Sold Price	\$628,569	\$569,422	-9%
Avg. Net Price	\$623,042	\$564,723	-9%
Median Sold Price	\$547,950	\$507,450	-7%

Units Sold, Pending Contracts and Active Listings
City of Alexandria
Single-Family Attached



Days on the Market
City of Alexandria
Single-Family Attached



Units Sold by Price Range
City of Alexandria
Single-Family Attached

Price Range	Mar 07	Mar 08	% Chg.
Less than \$200,000	0	0	-
\$200,000-299,999	0	1	-
\$300,000-399,999	5	3	-40%
\$400,000-499,999	18	12	-33%
\$500,000-599,999	16	11	-31%
\$600,000-699,999	14	2	-86%
\$700,000-799,999	6	2	-67%
\$800,000-899,999	2	3	50%
\$900,000-999,999	2	0	-100%
\$1,000,000+	5	2	-60%
Totals	68	36	-47%

Listings by Price Range
City of Alexandria
Single-Family Attached

Price Range	Active Listings			New Listings		
	Mar 07	Mar 08	% Chg.	Mar 07	Mar 08	% Chg.
Less than \$200,000	0	2	-	0	0	-
\$200,000-299,999	2	20	900%	1	6	500%
\$300,000-399,999	12	36	200%	13	11	-15%
\$400,000-499,999	17	59	247%	33	23	-30%
\$500,000-599,999	10	41	310%	29	17	-41%
\$600,000-699,999	14	26	86%	26	12	-54%
\$700,000-799,999	7	32	357%	9	18	100%
\$800,000-899,999	9	12	33%	7	5	-29%
\$900,000-999,999	5	16	220%	7	7	0%
\$1,000,000+	14	28	100%	15	12	-20%
Totals	90	272	202%	140	111	-21%

DEFINITIONS

Active listings: listings with one of the following listings statuses at the end of the month: ACTIVE, CNTG/NO KO or CNTG/KO.
 Pending contracts: homes that went under contract during the month.
 Avg. sold price: mathematical average of price of all homes sold.
 Median sold price: price at which half of the homes sold for more and half sold for less.
 Net price: sold price minus the amount of any seller subsidy.
 Days on the market: calculated from the MRIS days on the market field (DOMP).

Data Source: Metropolitan Regional Information Systems, Inc. (MRIS)
 Data presented in this report may differ from MRIS and other reports because of the different timing of data retrieval.