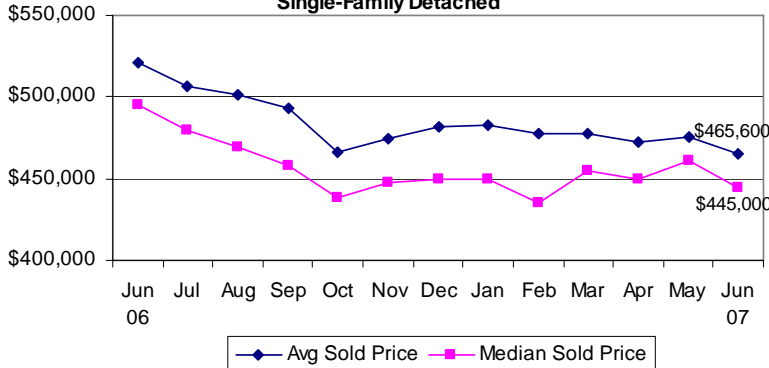


PRINCE WILLIAM COUNTY SINGLE-FAMILY DETACHED

JUNE 2007

(includes the cities of Manassas and Manassas Park)

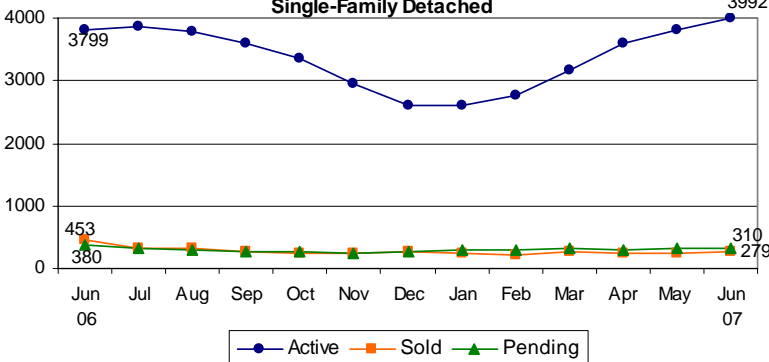
Average and Median Sold Price
Prince William County
Single-Family Detached



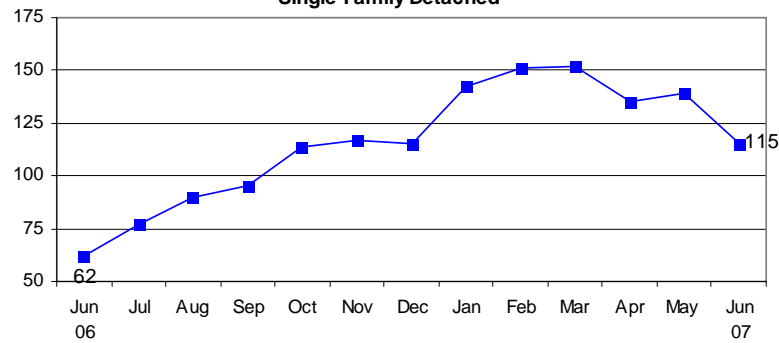
Price Data
Prince William County
Single-Family Detached

	Jun 06	Jun 07	% Chg.
Avg. Sold Price	\$521,448	\$465,600	-11%
Avg. Net Price	\$513,831	\$457,247	-11%
Median Sold Price	\$495,000	\$445,000	-10%

Units Sold, Pending Contracts and Active Listings
Prince William County
Single-Family Detached



Days on the Market
Prince William County
Single-Family Detached



Units Sold by Price Range
Prince William County
Single-Family Detached

Price Range	Jun 06	Jun 07	% Chg.
Less than \$200,000	1	1	0%
\$200,000-299,999	4	16	300%
\$300,000-399,999	85	76	-11%
\$400,000-499,999	145	103	-29%
\$500,000-599,999	106	47	-56%
\$600,000-699,999	63	19	-70%
\$700,000-799,999	31	9	-71%
\$800,000-899,999	9	4	-56%
\$900,000-999,999	2	1	-50%
\$1,000,000+	7	3	-57%
Totals	453	279	-38%

Listings by Price Range
Prince William County
Single-Family Detached

Price Range	Active Listings			New Listings		
	Jun 06	Jun 07	% Chg.	Jun 06	Jun 07	% Chg.
Less than \$200,000	2	5	150%	1	2	100%
\$200,000-299,999	4	175	4275%	16	60	275%
\$300,000-399,999	519	1051	103%	253	272	8%
\$400,000-499,999	1046	1116	7%	378	309	-18%
\$500,000-599,999	994	775	-22%	267	178	-33%
\$600,000-699,999	629	402	-36%	164	99	-40%
\$700,000-799,999	278	189	-32%	75	41	-45%
\$800,000-899,999	142	103	-27%	32	20	-38%
\$900,000-999,999	75	70	-7%	16	22	38%
\$1,000,000+	110	106	-4%	32	16	-50%
Totals	3799	3992	5%	1234	1019	-17%

DEFINITIONS

Active listings: listings with one of the following listings statuses at the end of the month: ACTIVE, CNTG/NO KO or CNTG/KO.
 Pending contracts: homes that went under contract during the month.
 Avg. sold price: mathematical average of price of all homes sold.
 Median sold price: price at which half of the homes sold for more and half sold for less.
 Net price: sold price minus the amount of any seller subsidy.
 Days on the market: calculated from the MRIS days on the market field (DOMP).

Data Source: Metropolitan Regional Information Systems, Inc. (MRIS)

Data presented in this report may differ from MRIS and other reports because of the different timing of data retrieval.