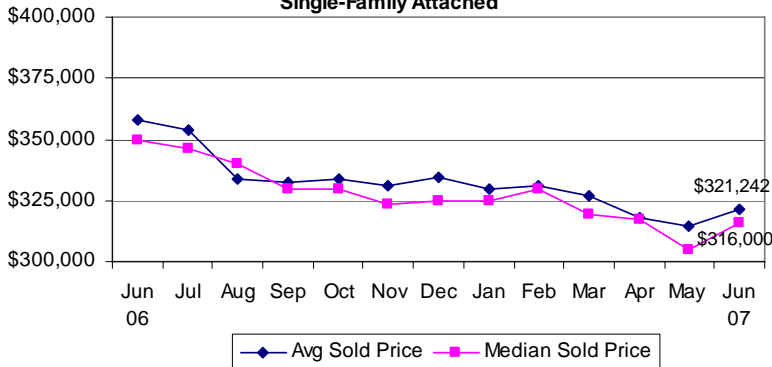


PRINCE WILLIAM COUNTY SINGLE-FAMILY ATTACHED

(includes the cities of Manassas and Manassas Park)

JUNE 2007

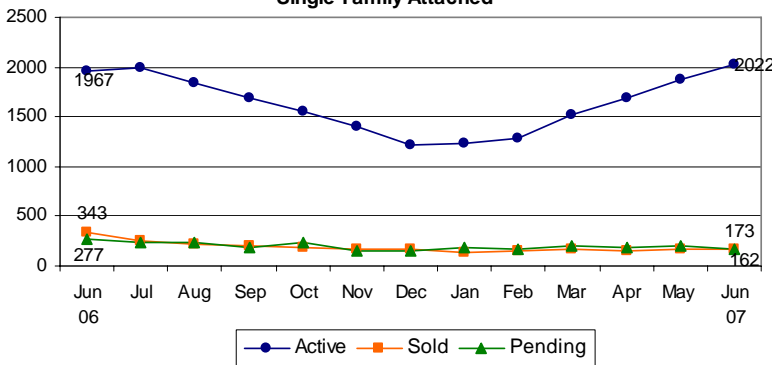
Average and Median Sold Price
Prince William County
Single-Family Attached



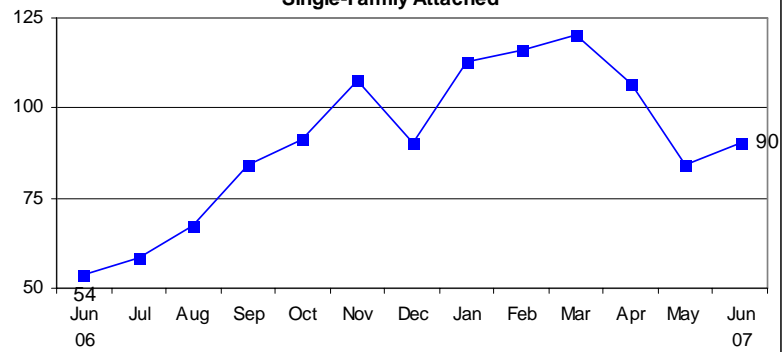
Price Data
Prince William County
Single-Family Attached

	Jun 06	Jun 07	% Chg.
Avg. Sold Price	\$357,789	\$321,242	-10%
Avg. Net Price	\$320,643	\$312,865	-2%
Median Sold Price	\$350,000	\$316,000	-10%

Units Sold, Pending Contracts and Active Listings
Prince William County
Single-Family Attached



Days on the Market
Prince William County
Single-Family Attached



Units Sold by Price Range
Prince William County
Single-Family Attached

Price Range	Jun 06	Jun 07	% Chg.
Less than \$200,000	0	2	-
\$200,000-299,999	48	57	19%
\$300,000-399,999	239	100	-58%
\$400,000-499,999	44	10	-77%
\$500,000-599,999	7	4	-43%
\$600,000-699,999	5	0	-100%
\$700,000-799,999	0	0	-
\$800,000-899,999	0	0	-
\$900,000-999,999	0	0	-
\$1,000,000+	0	0	-
Totals	343	173	-50%

Listings by Price Range
Prince William County
Single-Family Attached

Price Range	Active Listings			New Listings		
	Jun 06	Jun 07	% Chg.	Jun 06	Jun 07	% Chg.
Less than \$200,000	3	36	1100%	3	13	333%
\$200,000-299,999	281	772	175%	161	242	50%
\$300,000-399,999	1192	978	-18%	456	306	-33%
\$400,000-499,999	356	176	-51%	107	46	-57%
\$500,000-599,999	102	44	-57%	22	11	-50%
\$600,000-699,999	28	8	-71%	8	1	-88%
\$700,000-799,999	4	6	50%	2	2	0%
\$800,000-899,999	0	0	-	0	0	-
\$900,000-999,999	0	0	-	0	0	-
\$1,000,000+	1	2	100%	1	0	-100%
Totals	1967	2022	3%	760	621	-18%

DEFINITIONS

Active listings: listings with one of the following listings statuses at the end of the month: ACTIVE, CNTG/NO KO or CNTG/KO.
 Pending contracts: homes that went under contract during the month.
 Avg. sold price: mathematical average of price of all homes sold.
 Median sold price: price at which half of the homes sold for more and half sold for less.
 Net price: sold price minus the amount of any seller subsidy.
 Days on the market: calculated from the MRIS days on the market field (DOMP).

Data Source: Metropolitan Regional Information Systems, Inc. (MRIS)

Data presented in this report may differ from MRIS and other reports because of the different timing of data retrieval.