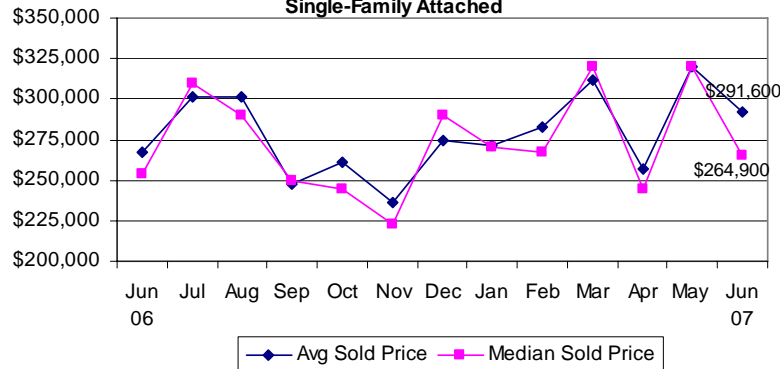


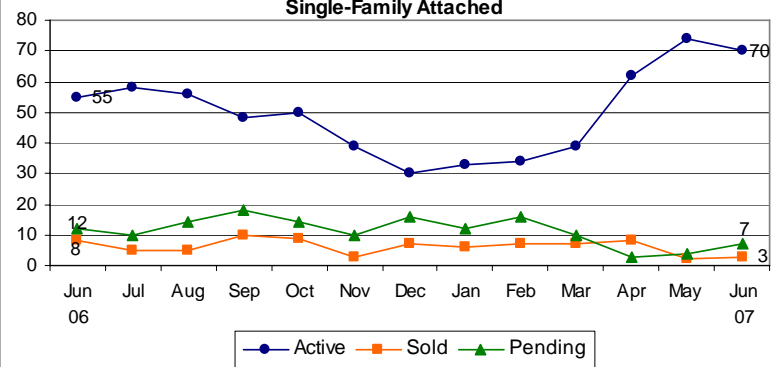
**Average and Median Sold Price  
Fauquier County  
Single-Family Attached**



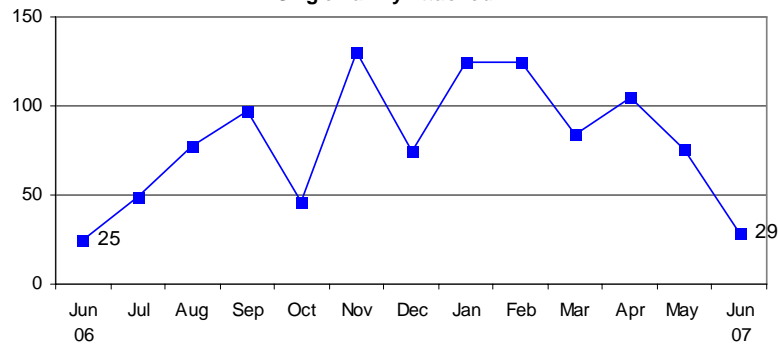
**Price Data  
Fauquier County  
Single-Family Attached**

	Jun 06	Jun 07	% Chg.
Avg. Sold Price	\$267,100	\$291,600	9%
Avg. Net Price	\$262,945	\$281,933	7%
Median Sold Price	\$253,450	\$264,900	5%

**Units Sold, Pending Contracts and Active Listings  
Fauquier County  
Single-Family Attached**



**Days on the Market  
Fauquier County  
Single-Family Attached**



**Units Sold by Price Range  
Fauquier County  
Single-Family Attached**

Price Range	Jun 06	Jun 07	% Chg.
Less than \$200,000	0	0	-
\$200,000-299,999	5	2	-60%
\$300,000-399,999	3	1	-67%
\$400,000-499,999	0	0	-
\$500,000-599,999	0	0	-
\$600,000-699,999	0	0	-
\$700,000-799,999	0	0	-
\$800,000-899,999	0	0	-
\$900,000-999,999	0	0	-
\$1,000,000+	0	0	-
<b>Totals</b>	<b>8</b>	<b>3</b>	<b>-63%</b>

**Listings by Price Range  
Fauquier County  
Single-Family Attached**

Price Range	Active Listings			New Listings		
	Jun 06	Jun 07	% Chg.	Jun 06	Jun 07	% Chg.
Less than \$200,000	3	2	-33%	1	1	0%
\$200,000-299,999	12	38	217%	11	6	-45%
\$300,000-399,999	20	17	-15%	8	5	-38%
\$400,000-499,999	8	8	0%	0	2	-
\$500,000-599,999	2	1	-50%	0	0	-
\$600,000-699,999	1	0	-100%	0	0	-
\$700,000-799,999	1	1	0%	0	0	-
\$800,000-899,999	0	1	-	0	0	-
\$900,000-999,999	0	0	-	0	0	-
\$1,000,000+	8	2	-75%	0	0	-
<b>Totals</b>	<b>55</b>	<b>70</b>	<b>27%</b>	<b>20</b>	<b>14</b>	<b>-30%</b>

**DEFINITIONS**

Active listings: listings with one of the following listings statuses at the end of the month: ACTIVE, CNTG/NO KO or CNTG/KO.  
 Pending contracts: homes that went under contract during the month.  
 Avg. sold price: mathematical average of price of all homes sold.  
 Median sold price: price at which half of the homes sold for more and half sold for less.  
 Net price: sold price minus the amount of any seller subsidy.  
 Days on the market: calculated from the MRIS days on the market field (DOMP).

Data Source: Metropolitan Regional Information Systems, Inc. (MRIS)  
**Data presented in this report may differ from MRIS and other reports because of the different timing of data retrieval.**