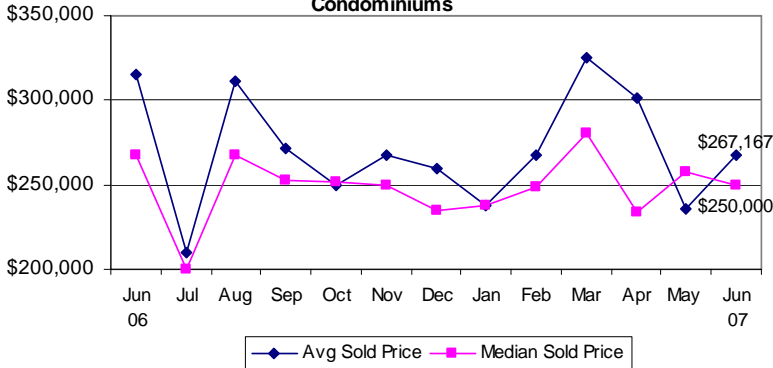


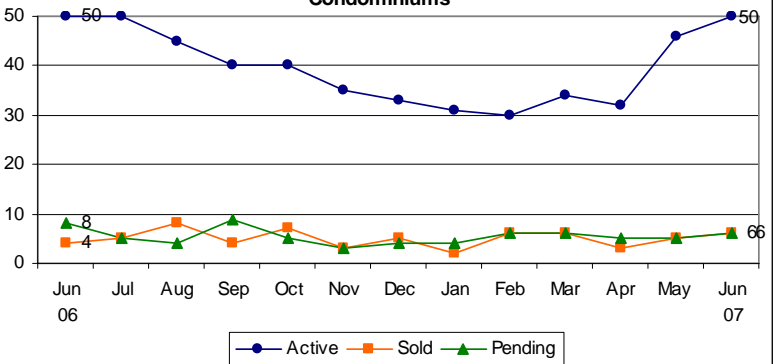
**Average and Median Sold Price**  
City of Fairfax  
Condominiums



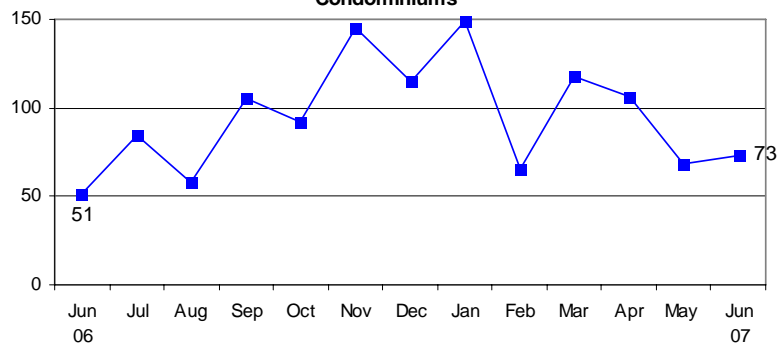
**Price Data**  
City of Fairfax  
Condominiums

	Jun 06	Jun 07	% Chg.
Avg. Sold Price	\$314,975	\$267,167	-15%
Avg. Net Price	\$311,225	\$261,750	-16%
Median Sold Price	\$268,000	\$250,000	-7%

**Units Sold, Pending Contracts and Active Listings**  
City of Fairfax  
Condominiums



**Days on the Market**  
City of Fairfax  
Condominiums



**Units Sold by Price Range**  
City of Fairfax  
Condominiums

Price Range	Jun 06	Jun 07	% Chg.
Less than \$200,000	0	0	-
\$200,000-299,999	3	5	67%
\$300,000-399,999	0	1	-
\$400,000-499,999	0	0	-
\$500,000-599,999	1	0	-100%
\$600,000-699,999	0	0	-
\$700,000-799,999	0	0	-
\$800,000-899,999	0	0	-
\$900,000-999,999	0	0	-
\$1,000,000+	0	0	-
<b>Totals</b>	<b>4</b>	<b>6</b>	<b>50%</b>

**Listings by Price Range**  
City of Fairfax  
Condominiums

Price Range	Active Listings			New Listings		
	Jun 06	Jun 07	% Chg.	Jun 06	Jun 07	% Chg.
Less than \$200,000	2	12	500%	1	2	100%
\$200,000-299,999	36	32	-11%	10	11	10%
\$300,000-399,999	10	4	-60%	6	3	-50%
\$400,000-499,999	1	1	0%	0	1	-
\$500,000-599,999	0	1	-	0	1	-
\$600,000-699,999	1	0	-100%	0	0	-
\$700,000-799,999	0	0	-	0	0	-
\$800,000-899,999	0	0	-	0	0	-
\$900,000-999,999	0	0	-	0	0	-
\$1,000,000+	0	0	-	0	0	-
<b>Totals</b>	<b>50</b>	<b>50</b>	<b>0%</b>	<b>17</b>	<b>18</b>	<b>6%</b>

**DEFINITIONS**

Active listings: listings with one of the following listings statuses at the end of the month: ACTIVE, CNTG/NO KO or CNTG/KO.  
 Pending contracts: homes that went under contract during the month.  
 Avg. sold price: mathematical average of price of all homes sold.  
 Median sold price: price at which half of the homes sold for more and half sold for less.  
 Net price: sold price minus the amount of any seller subsidy.  
 Days on the market: calculated from the MRIS days on the market field (DOMP).

Data Source: Metropolitan Regional Information Systems, Inc. (MRIS)  
 Data presented in this report may differ from MRIS and other reports because of the different timing of data retrieval.