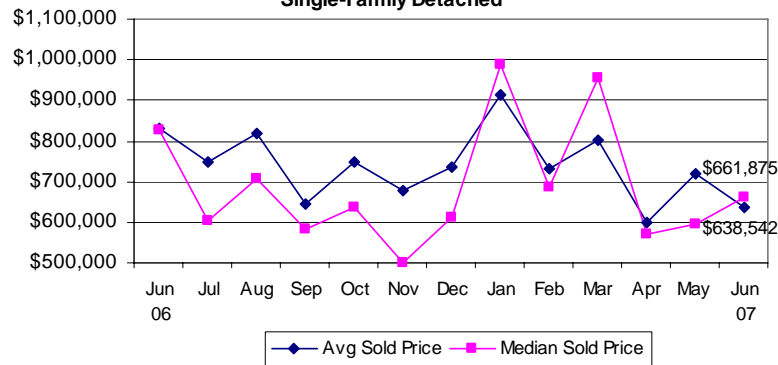


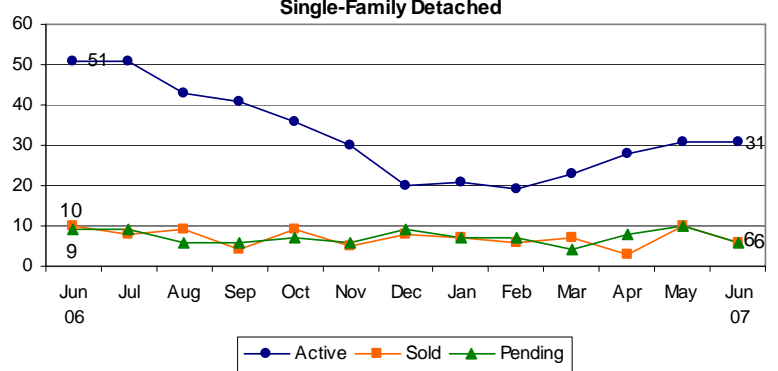
**Average and Median Sold Price**  
City of Falls Church  
Single-Family Detached



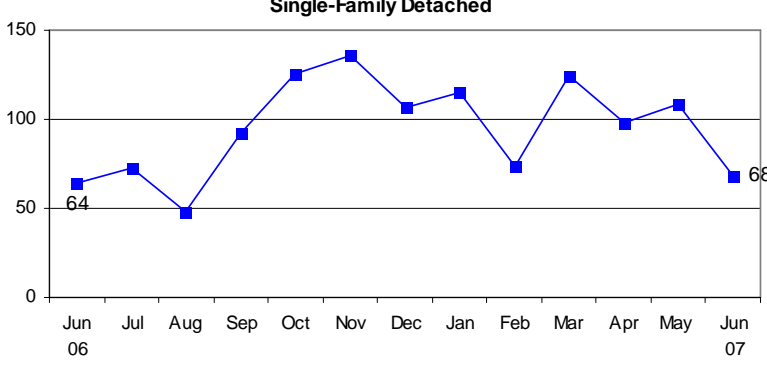
**Price Data**  
City of Falls Church  
Single-Family Detached

	Jun 06	Jun 07	% Chg.
Avg. Sold Price	\$832,490	\$638,542	-23%
Avg. Net Price	\$828,090	\$635,677	-23%
Median Sold Price	\$825,000	\$661,875	-20%

**Units Sold, Pending Contracts and Active Listings**  
City of Falls Church  
Single-Family Detached



**Days on the Market**  
City of Falls Church  
Single-Family Detached



**Units Sold by Price Range**  
City of Falls Church  
Single-Family Detached

Price Range	Jun 06	Jun 07	% Chg.
Less than \$200,000	0	0	-
\$200,000-299,999	0	0	-
\$300,000-399,999	0	0	-
\$400,000-499,999	0	0	-
\$500,000-599,999	1	2	100%
\$600,000-699,999	2	2	0%
\$700,000-799,999	1	2	100%
\$800,000-899,999	3	0	-
\$900,000-999,999	1	0	-100%
\$1,000,000+	2	0	-100%
<b>Totals</b>	<b>10</b>	<b>6</b>	<b>-40%</b>

**Listings by Price Range**  
City of Falls Church  
Single-Family Detached

Price Range	Active Listings			New Listings		
	Jun 06	Jun 07	% Chg.	Jun 06	Jun 07	% Chg.
Less than \$200,000	0	0	-	0	0	-
\$200,000-299,999	0	0	-	0	0	-
\$300,000-399,999	0	0	-	0	0	-
\$400,000-499,999	3	0	-100%	1	0	-100%
\$500,000-599,999	13	5	-62%	7	4	-43%
\$600,000-699,999	14	2	-86%	4	0	-100%
\$700,000-799,999	3	3	0%	0	2	-
\$800,000-899,999	1	2	100%	0	1	-
\$900,000-999,999	2	4	100%	1	2	100%
\$1,000,000+	15	15	0%	5	4	-20%
<b>Totals</b>	<b>51</b>	<b>31</b>	<b>-39%</b>	<b>18</b>	<b>13</b>	<b>-28%</b>

**DEFINITIONS**

Active listings: listings with one of the following listings statuses at the end of the month: ACTIVE, CNTG/NO KO or CNTG/KO.  
 Pending contracts: homes that went under contract during the month.  
 Avg. sold price: mathematical average of price of all homes sold.  
 Median sold price: price at which half of the homes sold for more and half sold for less.  
 Net price: sold price minus the amount of any seller subsidy.  
 Days on the market: calculated from the MRIS days on the market field (DOMP).

Data Source: Metropolitan Regional Information Systems, Inc. (MRIS)  
 Data presented in this report may differ from MRIS and other reports because of the different timing of data retrieval.