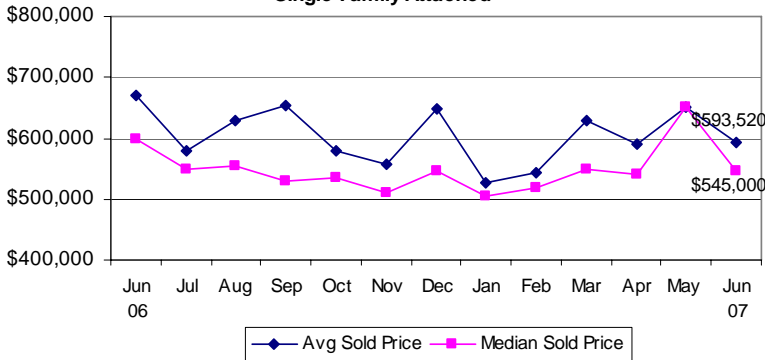


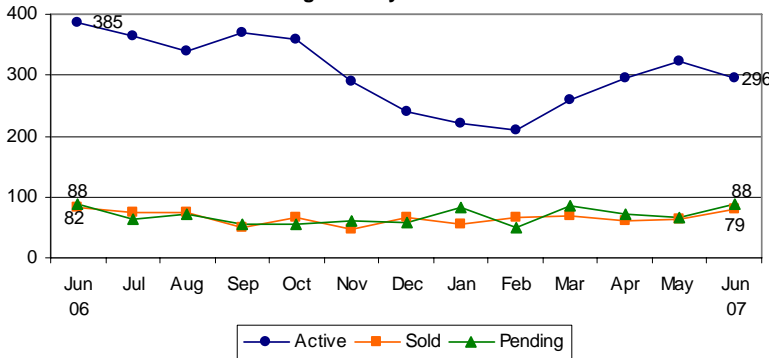
Average and Median Sold Price
City of Alexandria
Single-Family Attached



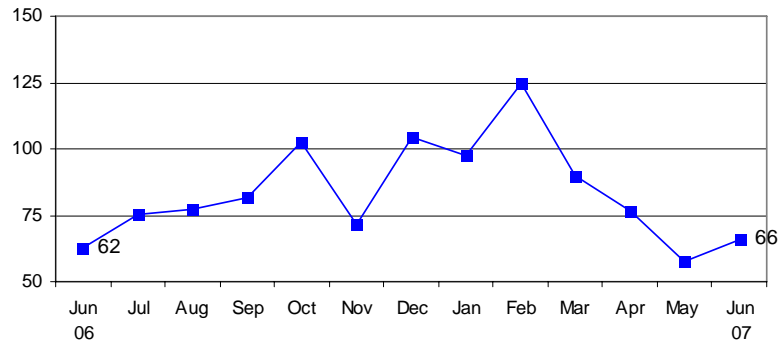
Price Data
City of Alexandria
Single-Family Attached

	Jun 06	Jun 07	% Chg.
Avg. Sold Price	\$670,304	\$593,520	-11%
Avg. Net Price	\$667,584	\$589,774	-12%
Median Sold Price	\$599,950	\$545,000	-9%

Units Sold, Pending Contracts and Active Listings
City of Alexandria
Single-Family Attached



Days on the Market
City of Alexandria
Single-Family Attached



Units Sold by Price Range
City of Alexandria
Single-Family Attached

Price Range	Jun 06	Jun 07	% Chg.
Less than \$200,000	0	0	-
\$200,000-299,999	0	1	-
\$300,000-399,999	7	7	0%
\$400,000-499,999	15	20	33%
\$500,000-599,999	19	23	21%
\$600,000-699,999	15	10	-33%
\$700,000-799,999	10	8	-20%
\$800,000-899,999	5	4	-20%
\$900,000-999,999	1	2	100%
\$1,000,000+	10	4	-60%
Totals	82	79	-4%

Listings by Price Range
City of Alexandria
Single-Family Attached

Price Range	Active Listings			New Listings		
	Jun 06	Jun 07	% Chg.	Jun 06	Jun 07	% Chg.
Less than \$200,000	1	1	0%	1	1	0%
\$200,000-299,999	5	3	-40%	0	1	-
\$300,000-399,999	25	38	52%	12	9	-25%
\$400,000-499,999	68	59	-13%	49	24	-51%
\$500,000-599,999	99	56	-43%	36	28	-22%
\$600,000-699,999	71	42	-41%	25	17	-32%
\$700,000-799,999	35	24	-31%	11	4	-64%
\$800,000-899,999	30	15	-50%	15	3	-80%
\$900,000-999,999	16	17	6%	5	5	0%
\$1,000,000+	35	41	17%	8	7	-13%
Totals	385	296	-23%	162	99	-39%

DEFINITIONS

Active listings: listings with one of the following listings statuses at the end of the month: ACTIVE, CNTG/NO KO or CNTG/KO.
 Pending contracts: homes that went under contract during the month.
 Avg. sold price: mathematical average of price of all homes sold.
 Median sold price: price at which half of the homes sold for more and half sold for less.
 Net price: sold price minus the amount of any seller subsidy.
 Days on the market: calculated from the MRIS days on the market field (DOMP).

Data Source: Metropolitan Regional Information Systems, Inc. (MRIS)

Data presented in this report may differ from MRIS and other reports because of the different timing of data retrieval.