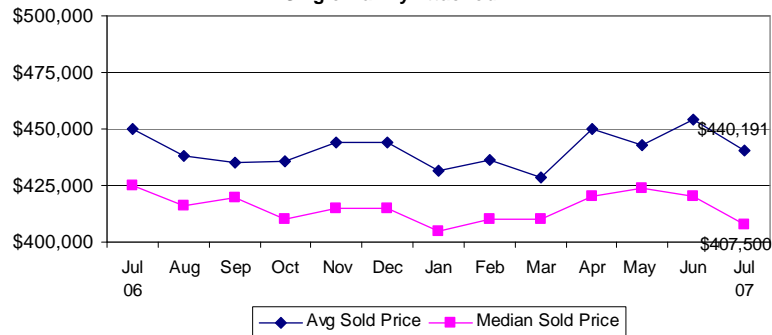


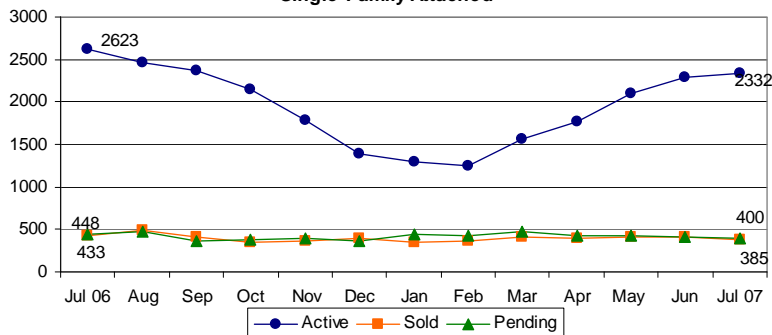
**Average and Median Sold Price
Fairfax County
Single-Family Attached**



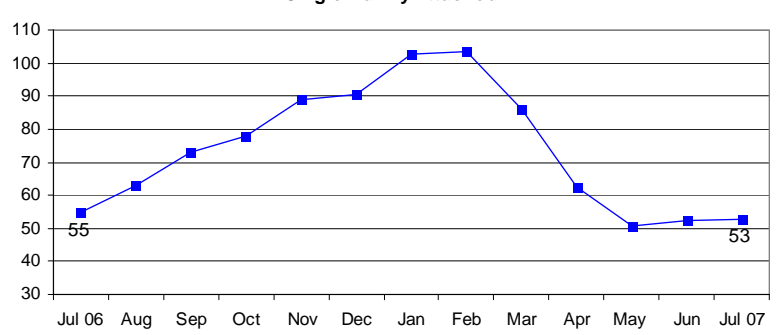
**Price Data
Fairfax County
Single-Family Attached**

	Jul 06	Jul 07	% Chg.
Avg. Sold Price	\$449,858	\$440,191	-2%
Avg. Net Price	\$442,999	\$434,173	-2%
Median Sold Price	\$425,000	\$407,500	-4%

**Units Sold, Pending Contracts and Active Listings
Fairfax County
Single-Family Attached**



**Days on the Market
Fairfax County
Single-Family Attached**



**Units Sold by Price Range
Fairfax County
Single-Family Attached**

Price Range	Jul 06	Jul 07	% Chg.
Less than \$200,000	0	0	-
\$200,000-299,999	5	16	220%
\$300,000-399,999	145	158	9%
\$400,000-499,999	185	122	-34%
\$500,000-599,999	55	53	-4%
\$600,000-699,999	31	23	-26%
\$700,000-799,999	9	6	-33%
\$800,000-899,999	2	2	0%
\$900,000-999,999	0	3	-
\$1,000,000+	1	2	100%
Totals	433	385	-11%

**Listings by Price Range
Fairfax County
Single-Family Attached**

Price Range	Active Listings			New Listings		
	Jul 06	Jul 07	% Chg.	Jul 06	Jul 07	% Chg.
Less than \$200,000	1	2	100%	3	0	-100%
\$200,000-299,999	32	175	447%	18	51	183%
\$300,000-399,999	729	951	30%	355	319	-10%
\$400,000-499,999	1116	723	-35%	380	273	-28%
\$500,000-599,999	426	298	-30%	133	112	-16%
\$600,000-699,999	215	102	-53%	52	34	-35%
\$700,000-799,999	37	33	-11%	12	9	-25%
\$800,000-899,999	18	20	11%	5	4	-20%
\$900,000-999,999	30	11	-63%	5	3	-40%
\$1,000,000+	19	17	-11%	3	7	133%
Totals	2623	2332	-11%	966	812	-16%

DEFINITIONS

Active listings: listings with one of the following listings statuses at the end of the month: ACTIVE, CNTG/NO KO or CNTG/KO.
 Pending contracts: homes that went under contract during the month.
 Avg. sold price: mathematical average of price of all homes sold.
 Median sold price: price at which half of the homes sold for more and half sold for less.
 Net price: sold price minus the amount of any seller subsidy.
 Days on the market: calculated from the MRIS days on the market field (DOMP).

Data Source: Metropolitan Regional Information Systems, Inc. (MRIS)

Data presented in this report may differ from MRIS and other reports because of the different timing of data retrieval.