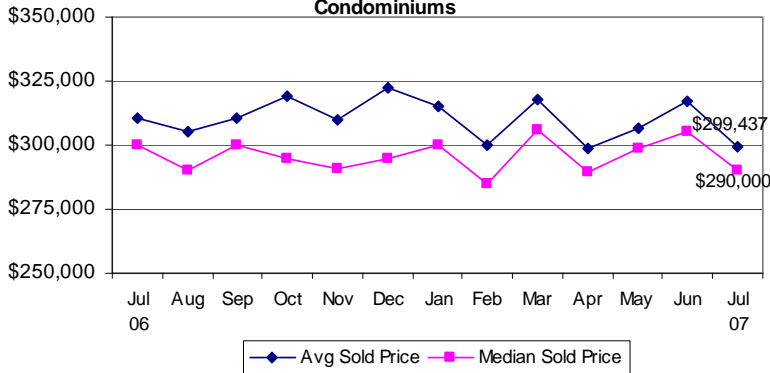


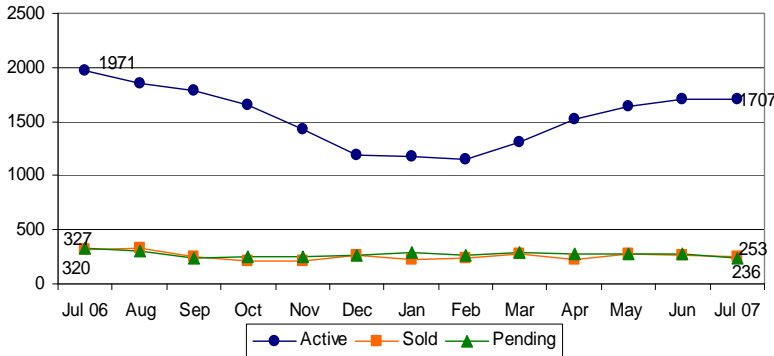
**Average and Median Sold Price**  
Fairfax County  
Condominiums



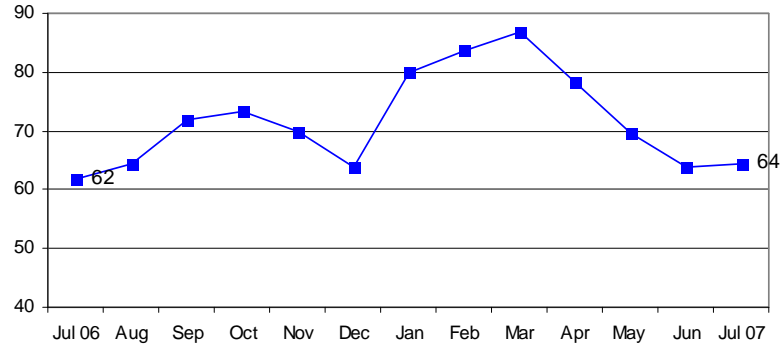
**Price Data**  
Fairfax County  
Condominiums

	Jul 06	Jul 07	% Chg.
Avg. Sold Price	\$310,429	\$299,437	-4%
Avg. Net Price	\$305,434	\$294,057	-4%
Median Sold Price	\$299,900	\$290,000	-3%

**Units Sold, Pending Contracts and Active Listings**  
Fairfax County  
Condominiums



**Days on the Market**  
Fairfax County  
Condominiums



**Units Sold by Price Range**  
Fairfax County  
Condominiums

Price Range	Jul 06	Jul 07	% Chg.
Less than \$200,000	14	11	-21%
\$200,000-299,999	147	125	-15%
\$300,000-399,999	131	80	-39%
\$400,000-499,999	18	21	17%
\$500,000-599,999	2	4	100%
\$600,000-699,999	5	0	-100%
\$700,000-799,999	2	0	-100%
\$800,000-899,999	1	0	-100%
\$900,000-999,999	0	0	-
\$1,000,000+	0	0	-
<b>Totals</b>	<b>320</b>	<b>241</b>	<b>-25%</b>

**Listings by Price Range**  
Fairfax County  
Condominiums

Price Range	Active Listings			New Listings		
	Jul 06	Jul 07	% Chg.	Jul 06	Jul 07	% Chg.
Less than \$200,000	72	115	60%	41	40	-2%
\$200,000-299,999	741	796	7%	259	227	-12%
\$300,000-399,999	760	528	-31%	247	172	-30%
\$400,000-499,999	253	170	-33%	93	52	-44%
\$500,000-599,999	68	36	-47%	14	9	-36%
\$600,000-699,999	26	25	-4%	3	1	-67%
\$700,000-799,999	14	6	-57%	3	0	-100%
\$800,000-899,999	12	12	0%	2	4	100%
\$900,000-999,999	6	3	-50%	0	1	-
\$1,000,000+	19	16	-16%	2	0	-100%
<b>Totals</b>	<b>1971</b>	<b>1707</b>	<b>-13%</b>	<b>664</b>	<b>506</b>	<b>-24%</b>

**DEFINITIONS**

Active listings: listings with one of the following listings statuses at the end of the month: ACTIVE, CNTG/NO KO or CNTG/KO.

Pending contracts: homes that went under contract during the month.

Avg. sold price: mathematical average of price of all homes sold.

Median sold price: price at which half of the homes sold for more and half sold for less.

Net price: sold price minus the amount of any seller subsidy.

Days on the market: calculated from the MRIS days on the market field (DOMP).

Data Source: Metropolitan Regional Information Systems, Inc. (MRIS)

Data presented in this report may differ from MRIS and other reports because of the different timing of data retrieval.