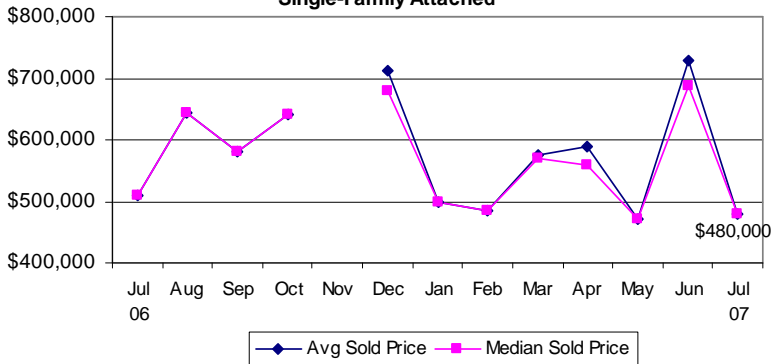


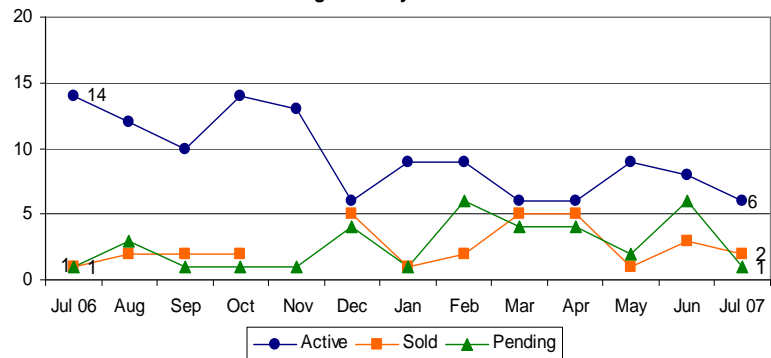
**Average and Median Sold Price**  
City of Falls Church  
Single-Family Attached



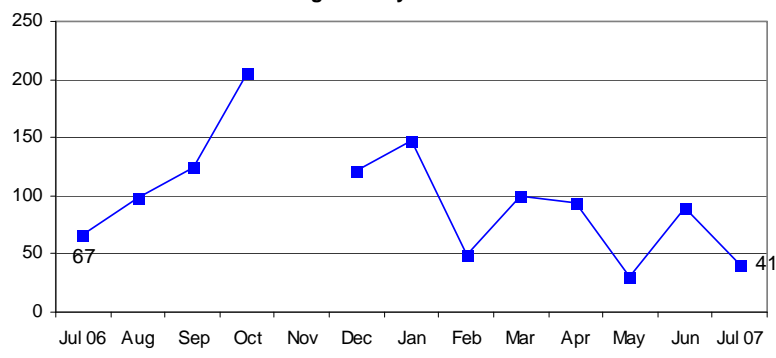
**Price Data**  
City of Falls Church  
Single-Family Attached

	Jul 06	Jul 07	% Chg.
Avg. Sold Price	\$510,000	\$480,000	-6%
Avg. Net Price	\$510,000	\$480,000	-6%
Median Sold Price	\$510,000	\$480,000	-6%

**Units Sold, Pending Contracts and Active Listings**  
City of Falls Church  
Single-Family Attached



**Days on the Market**  
City of Falls Church  
Single-Family Attached



**Units Sold by Price Range**  
City of Falls Church  
Single-Family Attached

Price Range	Jul 06	Jul 07	% Chg.
Less than \$200,000	0	0	-
\$200,000-299,999	0	0	-
\$300,000-399,999	0	0	-
\$400,000-499,999	0	1	-
\$500,000-599,999	1	1	0%
\$600,000-699,999	0	0	-
\$700,000-799,999	0	0	-
\$800,000-899,999	0	0	-
\$900,000-999,999	0	0	-
\$1,000,000+	0	0	-
<b>Totals</b>	<b>1</b>	<b>2</b>	<b>100%</b>

**Listings by Price Range**  
City of Falls Church  
Single-Family Attached

Price Range	Active Listings			New Listings		
	Jul 06	Jul 07	% Chg.	Jul 06	Jul 07	% Chg.
Less than \$200,000	0	0	-	0	0	-
\$200,000-299,999	0	0	-	0	0	-
\$300,000-399,999	0	0	-	0	0	-
\$400,000-499,999	2	1	-	0	0	-
\$500,000-599,999	2	0	-100%	1	0	-100%
\$600,000-699,999	4	1	-75%	1	1	0%
\$700,000-799,999	3	2	-33%	0	2	-
\$800,000-899,999	3	2	-33%	0	2	-
\$900,000-999,999	0	0	-	0	0	-
\$1,000,000+	0	0	-	0	0	-
<b>Totals</b>	<b>14</b>	<b>6</b>	<b>-57%</b>	<b>2</b>	<b>5</b>	<b>150%</b>

**DEFINITIONS**

Active listings: listings with one of the following listings statuses at the end of the month: ACTIVE, CNTG/NO KO or CNTG/KO.  
 Pending contracts: homes that went under contract during the month.  
 Avg. sold price: mathematical average of price of all homes sold.  
 Median sold price: price at which half of the homes sold for more and half sold for less.  
 Net price: sold price minus the amount of any seller subsidy.  
 Days on the market: calculated from the MRIS days on the market field (DOMP).

Data Source: Metropolitan Regional Information Systems, Inc. (MRIS)

Data presented in this report may differ from MRIS and other reports because of the different timing of data retrieval.