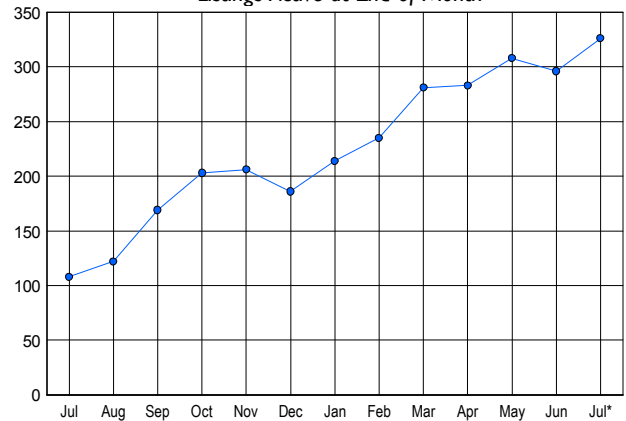


LISTINGS

Price Range	New This Month			Total Actives		
	2006	2005	% Change	2006	2005	% Change
0 - 149,999	3	0	300.0	5	0	0.0
150,000 - 199,999	4	12	-66.7	18	9	100.0
200,000 - 299,999	55	70	-21.4	138	31	345.2
300,000 - 399,999	38	41	-7.3	111	38	192.1
400,000 - 499,999	4	10	-60.0	28	17	64.7
500,000 - 599,999	6	4	50.0	18	8	125.0
600,000 - 699,999	1	2	-50.0	5	4	25.0
700,000 - 799,999	0	0	0.0	0	1	-100.0
800,000 - 899,999	0	0	0.0	2	0	0.0
900,000 - 999,999	0	0	0.0	1	0	0.0
1,000,000 - 1,249,999	0	0	0.0	0	0	0.0
1,250,000 - 1,499,999	0	0	0.0	0	0	0.0
1,500,000 +	0	0	0.0	0	0	0.0
TOTALS	111	139	-20.1	326	108	201.9

INVENTORY TREND

Listings Active at End of Month

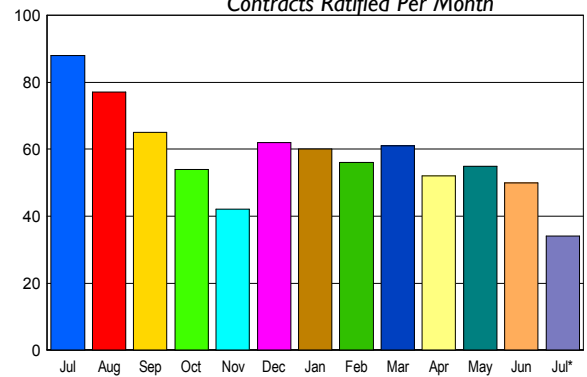


CONTRACTS

Price Range	New This Month			Year-To-Date		
	2006	2005	% Change	2006	2005	% Change
0 - 149,999	2	0	200.0	7	19	-63.2
150,000 - 199,999	4	3	33.3	30	60	-50.0
200,000 - 299,999	20	58	-65.5	215	360	-40.3
300,000 - 399,999	7	23	-69.6	81	76	6.6
400,000 - 499,999	1	2	-50.0	16	17	-5.9
500,000 - 599,999	0	1	-100.0	3	5	-40.0
600,000 - 699,999	0	1	-100.0	2	3	-33.3
700,000 - 799,999	0	0	0.0	0	0	0.0
800,000 - 899,999	0	0	0.0	0	0	0.0
900,000 - 999,999	0	0	0.0	0	0	0.0
1,000,000 - 1,249,999	0	0	0.0	0	0	0.0
1,250,000 - 1,499,999	0	0	0.0	0	0	0.0
1,500,000 +	0	0	0.0	0	0	0.0
TOTALS	34	88	-61.4	354	540	-34.4

SALES TREND

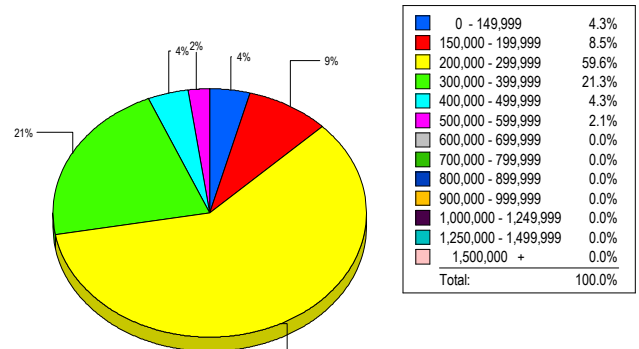
Contracts Ratified Per Month



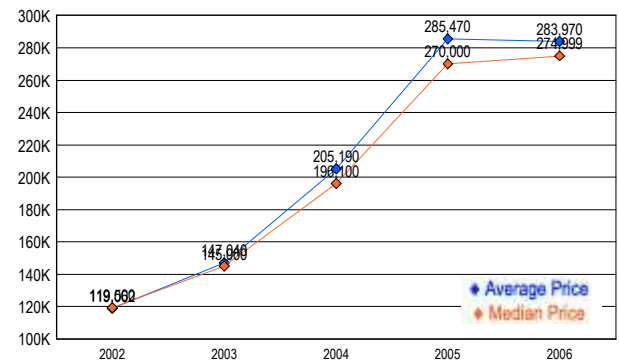
SETTLEMENTS

Price Range	New This Month			Year-To-Date		
	2006	2005	% Change	2006	2005	% Change
0 - 149,999	2	0	200.0	4	16	-75.0
150,000 - 199,999	4	6	-33.3	27	60	-55.0
200,000 - 299,999	28	49	-42.9	202	325	-37.8
300,000 - 399,999	10	14	-28.6	91	68	33.8
400,000 - 499,999	2	1	100.0	18	12	50.0
500,000 - 599,999	1	0	100.0	3	4	-25.0
600,000 - 699,999	0	0	0.0	2	1	100.0
700,000 - 799,999	0	0	0.0	0	0	0.0
800,000 - 899,999	0	0	0.0	0	0	0.0
900,000 - 999,999	0	0	0.0	0	0	0.0
1,000,000 - 1,249,999	0	0	0.0	0	0	0.0
1,250,000 - 1,499,999	0	0	0.0	0	0	0.0
1,500,000 +	0	0	0.0	0	0	0.0
TOTALS	47	70	-32.9	347	486	-28.6

MARKET BY PRICE RANGE



AVERAGE & MEDIAN PRICE



DATA SOURCE: Metropolitan Regional Information Systems, Inc. (MRIS)

NOTES: Properties not listed through this Multiple Listing Service are not reflected. The term "sales" represents ratified purchase contracts. Current year information is preliminary and subject to revision. Current year- to- date contract information may not equal the sum of the monthly contract totals reported in