

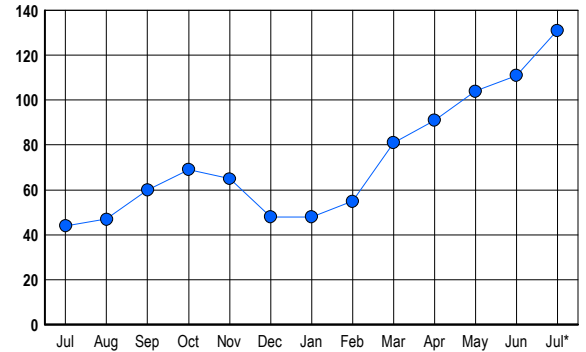


LISTINGS

Prices Range	New This Month			Total Actives		
	2006	2005	% Change	2006	2005	% Change
0 - 149,999	0	1	-100.0	0	0	0.0
150,000 - 199,999	0	0	0.0	0	0	0.0
200,000 - 299,999	1	1	0.0	1	0	100.0
300,000 - 399,999	5	3	66.7	10	0	1,000.0
400,000 - 499,999	21	8	162.5	32	5	540.0
500,000 - 599,999	16	14	14.3	37	9	311.1
600,000 - 699,999	8	11	-27.3	21	17	23.5
700,000 - 799,999	4	4	0.0	9	6	50.0
800,000 - 899,999	0	3	-100.0	0	2	-100.0
900,000 - 999,999	2	1	100.0	1	4	-75.0
1,000,000 - 1,249,999	6	3	100.0	12	1	1,100.0
1,250,000 - 1,499,999	3	0	300.0	7	0	700.0
1,500,000 +	0	0	0.0	1	0	100.0
TOTALS	66	49	34.7	131	44	197.7

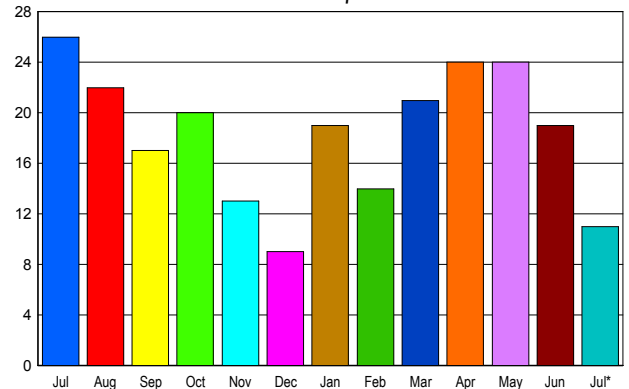
INVENTORY TREND

Listings Active at End of Month



SALES TREND

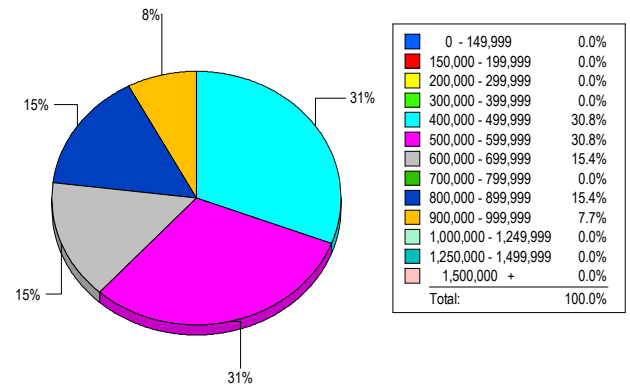
Contracts Ratified Per Month



CONTRACTS

Price Range	New This Month			Year-To-Date		
	2006	2005	% Change	2006	2005	% Change
0 - 149,999	0	0	0.0	0	0	0.0
150,000 - 199,999	0	0	0.0	0	0	0.0
200,000 - 299,999	0	0	0.0	0	4	-100.0
300,000 - 399,999	0	3	-100.0	10	24	-58.3
400,000 - 499,999	4	11	-63.6	34	65	-47.7
500,000 - 599,999	3	5	-40.0	36	47	-23.4
600,000 - 699,999	1	4	-75.0	25	32	-21.9
700,000 - 799,999	2	2	0.0	7	7	0.0
800,000 - 899,999	0	0	0.0	4	5	-20.0
900,000 - 999,999	0	0	0.0	4	5	-20.0
1,000,000 - 1,249,999	1	1	0.0	4	3	33.3
1,250,000 - 1,499,999	0	0	0.0	2	1	100.0
1,500,000 +	0	0	0.0	0	0	0.0
TOTALS	11	26	-57.7	126	193	-34.7

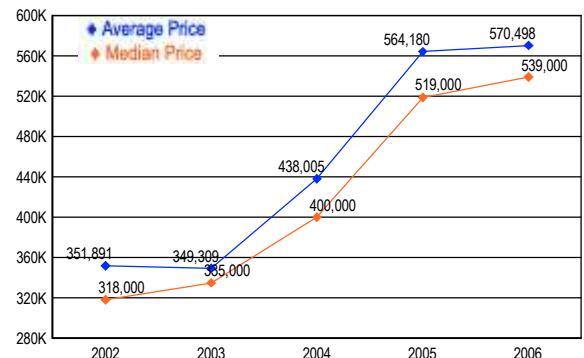
MARKET BY PRICE RANGE



SETTLEMENTS

Price Range	New This Month			Year-to-Date		
	2006	2005	% Change	2006	2005	% Change
0 - 149,999	0	0	0.0	0	0	0.0
150,000 - 199,999	0	0	0.0	0	0	0.0
200,000 - 299,999	0	1	-100.0	0	3	-100.0
300,000 - 399,999	0	3	-100.0	9	21	-57.1
400,000 - 499,999	4	6	-33.3	33	59	-44.1
500,000 - 599,999	4	10	-60.0	35	52	-32.7
600,000 - 699,999	2	3	-33.3	22	27	-18.5
700,000 - 799,999	0	2	-100.0	3	8	-62.5
800,000 - 899,999	2	1	100.0	6	4	50.0
900,000 - 999,999	1	0	100.0	1	5	-80.0
1,000,000 - 1,249,999	0	0	0.0	2	3	-33.3
1,250,000 - 1,499,999	0	1	-100.0	1	1	0.0
1,500,000 +	0	0	0.0	0	0	0.0
TOTALS	13	27	-51.9	112	183	-38.8

AVERAGE & MEDIAN PRICE



DATA SOURCE: Metropolitan Regional Information Systems, Inc. (MRIS)

NOTES: Properties not listed through this Multiple Listing Service are not reflected. The term "sales" represents ratified purchase contracts. Current year information is preliminary and subject to revision. Current year-to-date contract information may not equal the sum of the monthly contract totals reported in