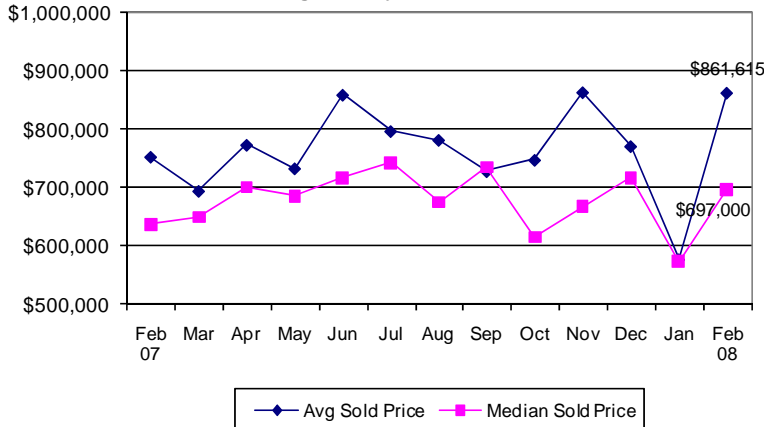


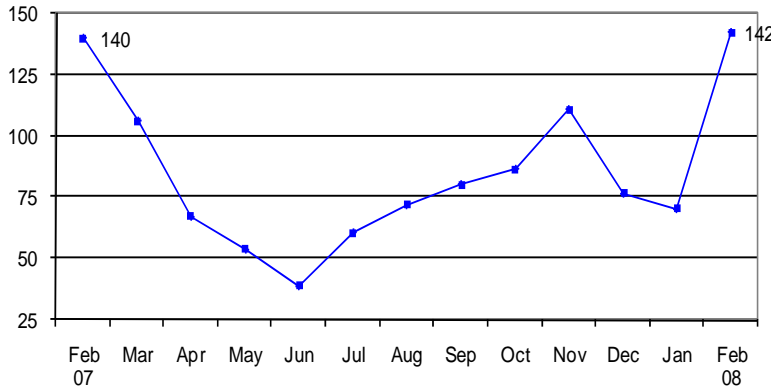
**Average and Median Sold Price**  
City of Alexandria  
Single-Family Detached



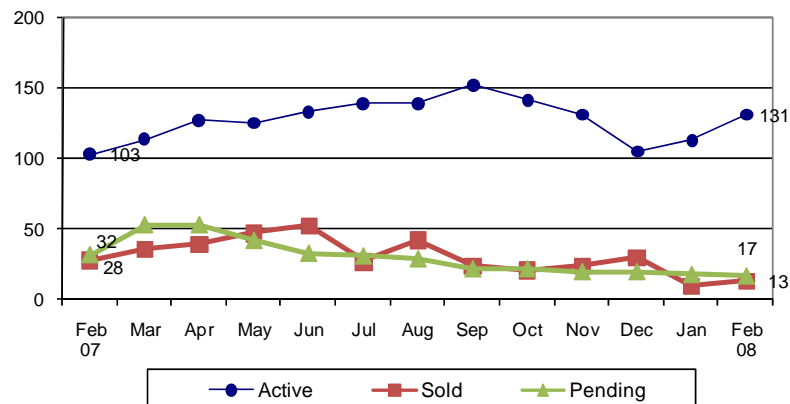
**Price Data**  
City of Alexandria  
Single-Family Detached

	Feb 07	Feb 08	% Chg.
Avg. Sold Price	\$752,268	\$861,615	15%
Avg. Net Price	\$745,997	\$857,969	15%
Median Sold Price	\$636,250	\$697,000	10%

**Days on the Market**  
City of Alexandria  
Single-Family Detached



**Units Sold, Pending Contracts and Active Listings**  
City of Alexandria  
Single-Family Detached



**Units Sold by Price Range**  
City of Alexandria  
Single-Family Detached

Price Range	Feb 07	Feb 08	% Chg.
Less than \$200,000	0	0	-
\$200,000-299,999	0	0	-
\$300,000-399,999	0	0	-
\$400,000-499,999	3	2	-33%
\$500,000-599,999	9	3	-67%
\$600,000-699,999	7	2	-71%
\$700,000-799,999	3	3	0%
\$800,000-899,999	1	0	-100%
\$900,000-999,999	0	1	-
\$1,000,000+	5	2	-60%
<b>Totals</b>	<b>28</b>	<b>13</b>	<b>-54%</b>

**Listings by Price Range**  
City of Alexandria  
Single-Family Detached

Price Range	Active Listings			New Listings		
	Feb 07	Feb 08	% Chg.	Feb 07	Feb 08	% Chg.
Less than \$200,000	0	0	-	0	0	-
\$200,000-299,999	0	1	-	0	1	-
\$300,000-399,999	0	1	-	1	1	0%
\$400,000-499,999	5	17	240%	3	5	67%
\$500,000-599,999	19	20	5%	8	7	-13%
\$600,000-699,999	19	22	16%	6	9	50%
\$700,000-799,999	11	16	45%	11	8	-27%
\$800,000-899,999	13	10	-23%	4	5	25%
\$900,000-999,999	7	12	71%	6	2	-67%
\$1,000,000+	29	32	10%	7	13	86%
<b>Totals</b>	<b>103</b>	<b>131</b>	<b>27%</b>	<b>46</b>	<b>51</b>	<b>11%</b>

**DEFINITIONS**

Active listings: listings with one of the following listings statuses at the end of the month: ACTIVE, CNTG/NO KO or CNTG/KO.  
 Pending contracts: homes that went under contract during the month.  
 Avg. sold price: mathematical average of price of all homes sold.  
 Median sold price: price at which half of the homes sold for more and half sold for less.  
 Net price: sold price minus the amount of any seller subsidy.  
 Days on the market: calculated from the MRIS days on the market field (DOMP).

Data Source: Metropolitan Regional Information Systems, Inc. (MRIS)

Data presented in this report may differ from MRIS and other reports because of the different timing of data retrieval.