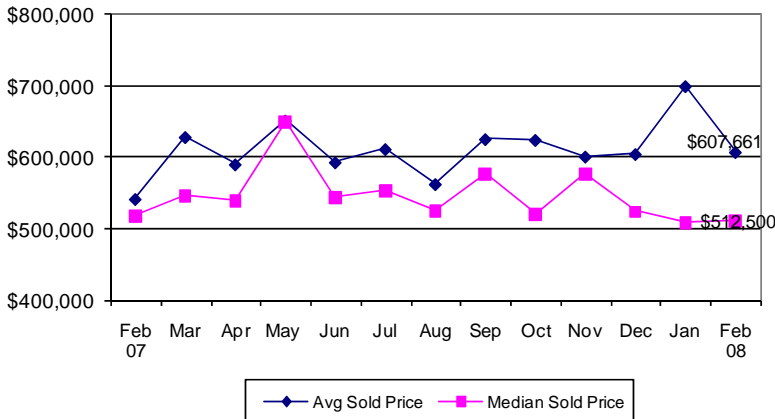


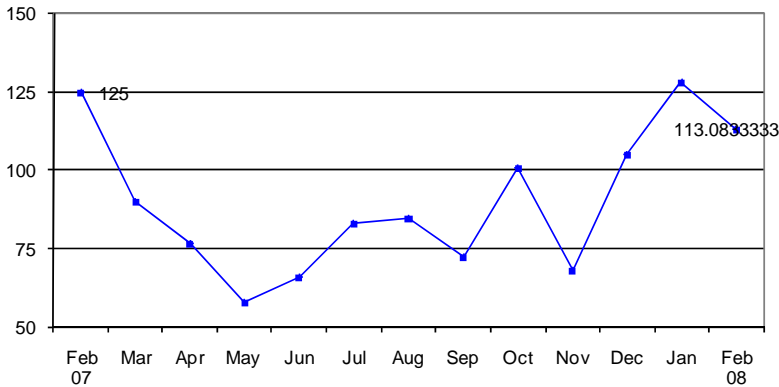
Average and Median Sold Price
City of Alexandria
Single-Family Attached



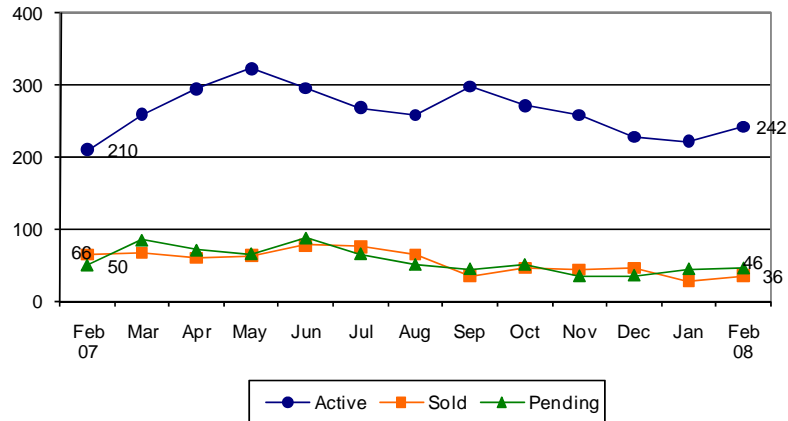
Price Data
City of Alexandria
Single-Family Attached

	Feb 07	Feb 08	% Chg.
Avg. Sold Price	\$542,486	\$607,661	12%
Avg. Net Price	\$537,735	\$602,328	12%
Median Sold Price	\$520,000	\$512,500	-1%

Days on the Market
City of Alexandria
Single-Family Attached



Units Sold, Pending Contracts and Active Listings
City of Alexandria
Single-Family Attached



Units Sold by Price Range
City of Alexandria
Single-Family Attached

Price Range	Feb 07	Feb 08	% Chg.
Less than \$200,000	0	0	-
\$200,000-299,999	1	0	-100%
\$300,000-399,999	10	6	-40%
\$400,000-499,999	18	10	-44%
\$500,000-599,999	22	9	-59%
\$600,000-699,999	7	2	-71%
\$700,000-799,999	1	7	600%
\$800,000-899,999	3	0	-100%
\$900,000-999,999	1	0	-100%
\$1,000,000+	3	2	-33%
Totals	66	36	-45%

Listings by Price Range
City of Alexandria
Single-Family Attached

Price Range	Active Listings			New Listings		
	Feb 07	Feb 08	% Chg.	Feb 07	Feb 08	% Chg.
Less than \$200,000	0	2	-	0	0	-
\$200,000-299,999	3	16	433%	0	5	-
\$300,000-399,999	21	34	62%	6	8	33%
\$400,000-499,999	38	55	45%	13	17	31%
\$500,000-599,999	50	42	-16%	21	21	0%
\$600,000-699,999	24	28	17%	12	13	8%
\$700,000-799,999	22	19	-14%	6	13	117%
\$800,000-899,999	9	15	67%	4	6	50%
\$900,000-999,999	7	10	43%	2	2	0%
\$1,000,000+	36	21	-42%	8	8	0%
Totals	210	242	15%	72	93	29%

DEFINITIONS

Active listings: listings with one of the following listings statuses at the end of the month: ACTIVE, CNTG/NO KO or CNTG/KO.
 Pending contracts: homes that went under contract during the month.
 Avg. sold price: mathematical average of price of all homes sold.
 Median sold price: price at which half of the homes sold for more and half sold for less.
 Net price: sold price minus the amount of any seller subsidy.
 Days on the market: calculated from the MRIS days on the market field (DOMP).

Data Source: Metropolitan Regional Information Systems, Inc. (MRIS)
 Data presented in this report may differ from MRIS and other reports because of the different timing of data retrieval.