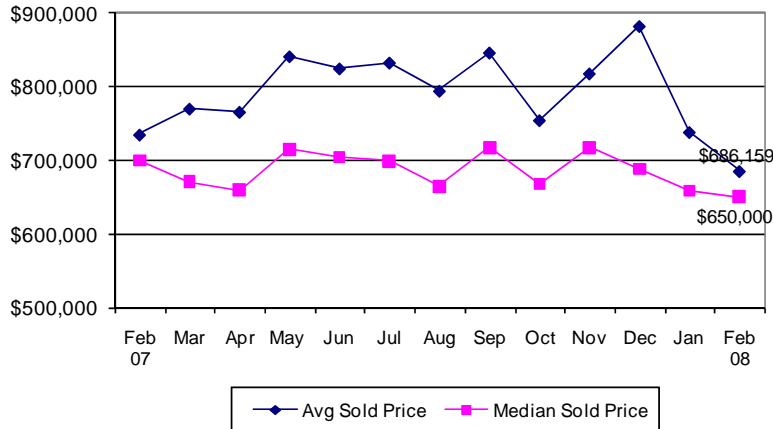


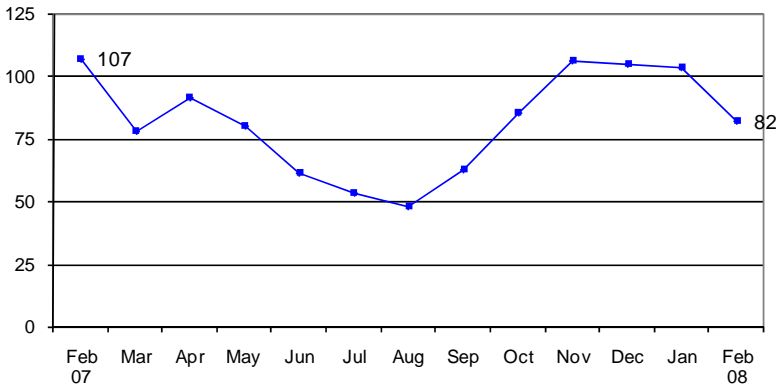
**Average and Median Sold Price  
Arlington County  
Single-Family Detached**



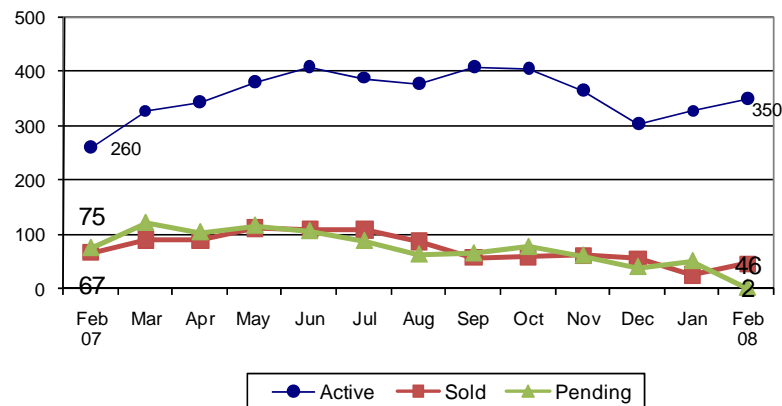
**Price Data  
Arlington County  
Single-Family Detached**

	Feb 07	Feb 08	% Chg.
Avg. Sold Price	\$735,415	\$686,159	-7%
Avg. Net Price	\$731,129	\$682,506	-7%
Median Sold Price	\$700,000	\$650,000	-7%

**Days on the Market  
Arlington County  
Single-Family Detached**



**Units Sold, Pending Contracts and Active Listings  
Arlington County  
Single-Family Detached**



**Units Sold by Price Range  
Arlington County  
Single-Family Detached**

Price Range	Feb 07	Feb 08	% Chg.
Less than \$200,000	0	0	-
\$200,000-299,999	0	0	-
\$300,000-399,999	0	3	-
\$400,000-499,999	6	8	33%
\$500,000-599,999	13	10	-23%
\$600,000-699,999	11	6	-45%
\$700,000-799,999	20	8	-60%
\$800,000-899,999	5	2	-60%
\$900,000-999,999	1	5	400%
\$1,000,000+	5	4	-20%
<b>Totals</b>	<b>61</b>	<b>46</b>	<b>-25%</b>

**Listings by Price Range  
Arlington County  
Single-Family Detached**

Price Range	Active Listings			New Listings		
	Feb 07	Feb 08	% Chg.	Feb 07	Feb 08	% Chg.
Less than \$200,000	0	0	-	0	0	-
\$200,000-299,999	0	2	-	0	1	-
\$300,000-399,999	0	18	-	0	5	-
\$400,000-499,999	9	42	367%	7	17	143%
\$500,000-599,999	42	69	64%	18	31	72%
\$600,000-699,999	49	48	-2%	23	26	13%
\$700,000-799,999	37	26	-30%	12	16	33%
\$800,000-899,999	18	24	33%	7	13	86%
\$900,000-999,999	16	16	0%	4	6	50%
\$1,000,000+	89	105	18%	17	31	82%
<b>Totals</b>	<b>260</b>	<b>350</b>	<b>35%</b>	<b>88</b>	<b>27</b>	<b>-69%</b>

**DEFINITIONS**

Active listings: listings with one of the following listings statuses at the end of the month: ACTIVE, CNTG/NO KO or CNTG/KO.  
 Pending contracts: homes that went under contract during the month.  
 Avg. sold price: mathematical average of price of all homes sold.  
 Median sold price: price at which half of the homes sold for more and half sold for less.  
 Net price: sold price minus the amount of any seller subsidy.  
 Days on the market: calculated from the MRIS days on the market field (DOMP).

Data Source: Metropolitan Regional Information Systems, Inc. (MRIS)

Data presented in this report may differ from MRIS and other reports because of the different timing of data retrieval.