

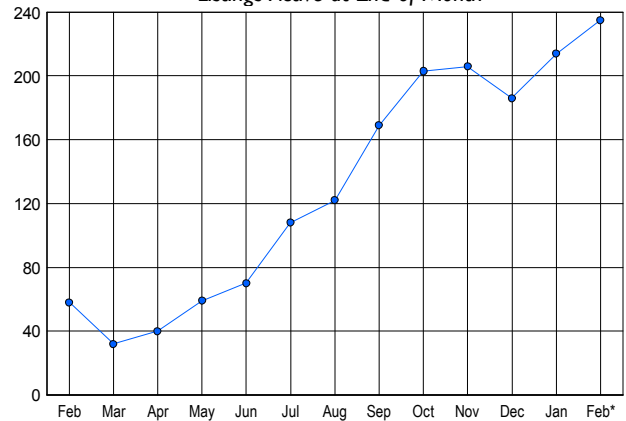


LISTINGS

Price Range	New This Month			Total Actives		
	2006	2005	% Change	2006	2005	% Change
0 - 149,999	1	7	-85.7	6	25	-316.7
150,000 - 199,999	5	11	-54.5	10	5	50.0
200,000 - 299,999	45	46	-2.2	86	14	83.7
300,000 - 399,999	29	9	222.2	64	5	92.2
400,000 - 499,999	6	3	100.0	30	6	80.0
500,000 - 599,999	5	2	150.0	23	2	91.3
600,000 - 699,999	0	1	-100.0	8	1	87.5
700,000 - 799,999	3	0	300.0	5	0	100.0
800,000 - 899,999	2	0	200.0	2	0	100.0
900,000 - 999,999	0	0	0.0	0	0	0.0
1,000,000 - 1,249,999	0	0	0.0	1	0	100.0
1,250,000 - 1,499,999	0	0	0.0	0	0	0.0
1,500,000 +	0	0	0.0	0	0	0.0
TOTALS	96	79	21.5	235	58	305.2

INVENTORY TREND

Listings Active at End of Month

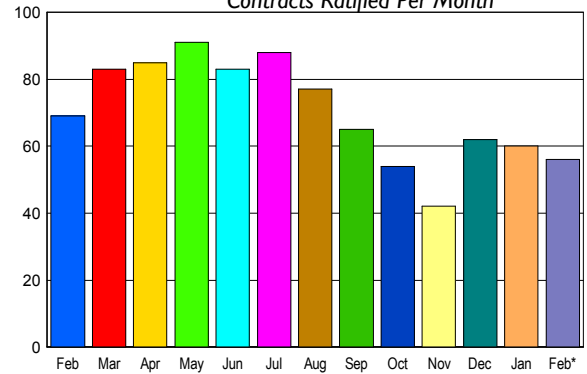


CONTRACTS

Price Range	New This Month			Year-To-Date		
	2006	2005	% Change	2006	2005	% Change
0 - 149,999	0	5	-100.0	0	8	-100.0
150,000 - 199,999	4	10	-60.0	10	20	-50.0
200,000 - 299,999	33	44	-25.0	70	90	-22.2
300,000 - 399,999	18	9	100.0	31	12	158.3
400,000 - 499,999	0	1	-100.0	3	1	200.0
500,000 - 599,999	1	0	100.0	1	0	100.0
600,000 - 699,999	0	0	0.0	0	0	0.0
700,000 - 799,999	0	0	0.0	0	0	0.0
800,000 - 899,999	0	0	0.0	0	0	0.0
900,000 - 999,999	0	0	0.0	0	0	0.0
1,000,000 - 1,249,999	0	0	0.0	0	0	0.0
1,250,000 - 1,499,999	0	0	0.0	0	0	0.0
1,500,000 +	0	0	0.0	0	0	0.0
TOTALS	56	69	-18.8	115	131	-12.2

SALES TREND

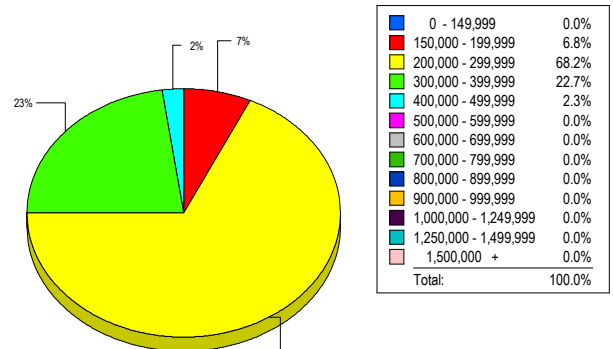
Contracts Ratified Per Month



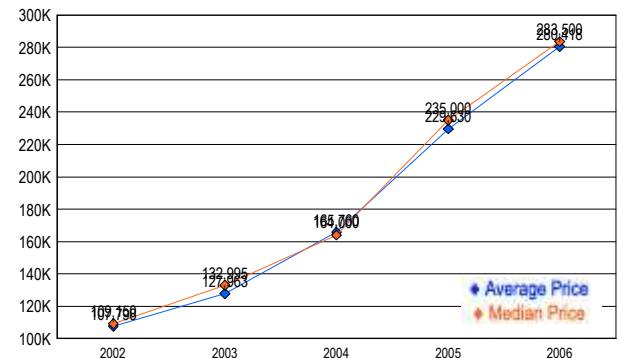
SETTLEMENTS

Price Range	New This Month			Year-To-Date		
	2006	2005	% Change	2006	2005	% Change
0 - 149,999	0	3	-100.0	0	5	-100.0
150,000 - 199,999	3	4	-25.0	6	18	-66.7
200,000 - 299,999	30	32	-6.3	44	60	-26.7
300,000 - 399,999	10	2	400.0	24	4	500.0
400,000 - 499,999	1	0	100.0	3	0	-300.0
500,000 - 599,999	0	0	0.0	0	0	0.0
600,000 - 699,999	0	0	0.0	0	0	0.0
700,000 - 799,999	0	0	0.0	0	0	0.0
800,000 - 899,999	0	0	0.0	0	0	0.0
900,000 - 999,999	0	0	0.0	0	0	0.0
1,000,000 - 1,249,999	0	0	0.0	0	0	0.0
1,250,000 - 1,499,999	0	0	0.0	0	0	0.0
1,500,000 +	0	0	0.0	0	0	0.0
TOTALS	44	41	7.3	77	87	-11.5

MARKET BY PRICE RANGE



AVERAGE & MEDIAN PRICE



DATA SOURCE: Metropolitan Regional Information Systems, Inc. (MRIS)

NOTES: Properties not listed through this Multiple Listing Service are not reflected. The term "sales" represents ratified purchase contracts. Current year information is preliminary and subject to revision. Current year- to- date contract information may not equal the sum of the monthly contract totals reported in