

FAIRFAX CITY

Residential Market Report



HOUSING REPORT

CONDO & COOPS

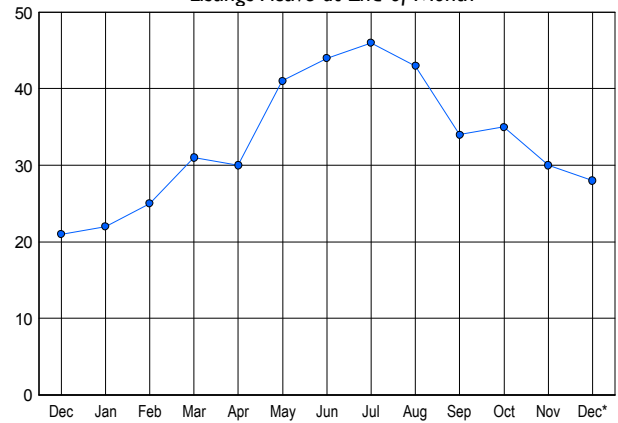
December 2006

LISTINGS

Price Range	New This Month			Total Actives		
	2006	2005	% Change	2006	2005	% Change
0 - 149,999	0	0	0.0	0	0	0.0
150,000 - 199,999	0	0	0.0	5	0	0.0
200,000 - 299,999	4	6	-33.3	17	17	0.0
300,000 - 399,999	1	2	-50.0	4	4	0.0
400,000 - 499,999	0	0	0.0	1	0	0.0
500,000 - 599,999	0	0	0.0	0	0	0.0
600,000 - 699,999	0	0	0.0	1	0	0.0
700,000 - 799,999	0	0	0.0	0	0	0.0
800,000 - 899,999	0	0	0.0	0	0	0.0
900,000 - 999,999	0	0	0.0	0	0	0.0
1,000,000 - 1,249,999	0	0	0.0	0	0	0.0
1,250,000 - 1,499,999	0	0	0.0	0	0	0.0
1,500,000 +	0	0	0.0	0	0	0.0
TOTALS	5	8	-37.5	28	21	33.3

INVENTORY TREND

Listings Active at End of Month

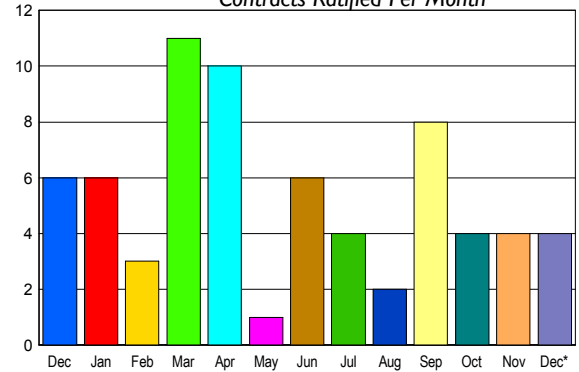


CONTRACTS

Price Range	New This Month			Year-To-Date		
	2006	2005	% Change	2006	2005	% Change
0 - 149,999	0	0	0.0	0	0	0.0
150,000 - 199,999	0	0	0.0	1	6	-83.3
200,000 - 299,999	3	5	-40.0	55	90	-38.9
300,000 - 399,999	1	1	0.0	9	19	-52.6
400,000 - 499,999	0	0	0.0	0	4	-100.0
500,000 - 599,999	0	0	0.0	2	3	-33.3
600,000 - 699,999	0	0	0.0	0	2	-100.0
700,000 - 799,999	0	0	0.0	0	0	0.0
800,000 - 899,999	0	0	0.0	0	0	0.0
900,000 - 999,999	0	0	0.0	0	0	0.0
1,000,000 - 1,249,999	0	0	0.0	0	0	0.0
1,250,000 - 1,499,999	0	0	0.0	0	0	0.0
1,500,000 +	0	0	0.0	0	0	0.0
TOTALS	4	6	-33.3	67	124	-46.0

SALES TREND

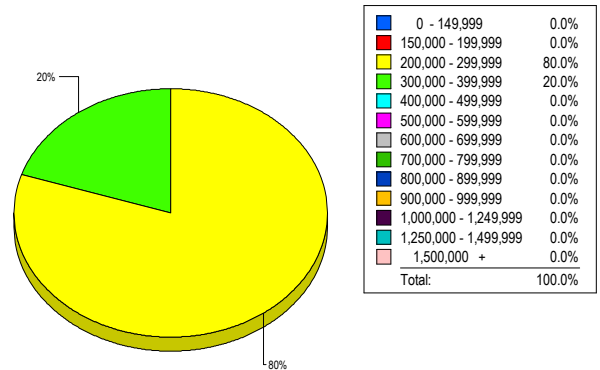
Contracts Ratified Per Month



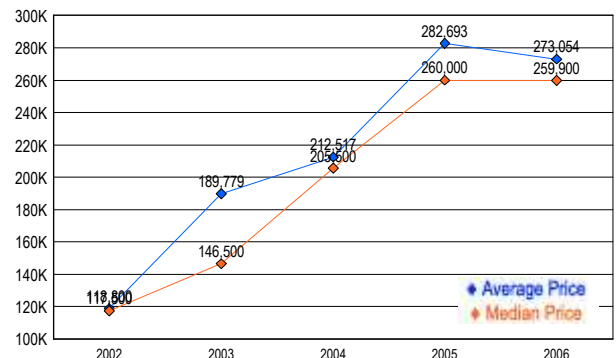
SETTLEMENTS

Price Range	New This Month			Year-To-Date		
	2006	2005	% Change	2006	2005	% Change
0 - 149,999	0	0	0.0	0	0	0.0
150,000 - 199,999	0	0	0.0	2	4	-50.0
200,000 - 299,999	4	6	-33.3	53	99	-46.5
300,000 - 399,999	1	0	100.0	10	16	-37.5
400,000 - 499,999	0	1	-100.0	0	5	-100.0
500,000 - 599,999	0	1	-100.0	2	3	-33.3
600,000 - 699,999	0	0	0.0	0	2	-100.0
700,000 - 799,999	0	0	0.0	0	0	0.0
800,000 - 899,999	0	0	0.0	0	0	0.0
900,000 - 999,999	0	0	0.0	0	0	0.0
1,000,000 - 1,249,999	0	0	0.0	0	0	0.0
1,250,000 - 1,499,999	0	0	0.0	0	0	0.0
1,500,000 +	0	0	0.0	0	0	0.0
TOTALS	5	8	-37.5	67	129	-48.1

MARKET BY PRICE RANGE



AVERAGE & MEDIAN PRICE



DATA SOURCE: Metropolitan Regional Information Systems, Inc. (MRIS)

NOTES: Properties not listed through this Multiple Listing Service are not reflected. The term "sales" represents ratified purchase contracts. Current year information is preliminary and subject to revision. Current year-to-date contract information may not equal the sum of the monthly contract totals reported in