

# ALEXANDRIA CITY HOUSING REPORT

## Residential Market Report

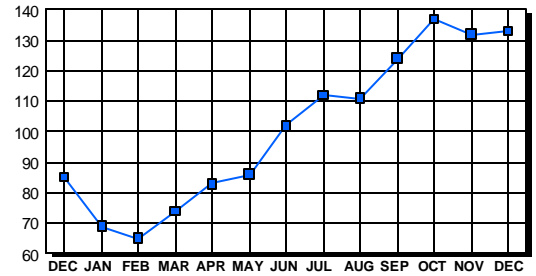
Condo/Co-ops  
December 2002

### LISTINGS

Price Range	New This Month			Total Active		
	2002	2001	% Change	2002	2001	% Change
0-49999	0	0	0.0	0	1	-100.0
50000-99999	19	14	35.7	26	28	-7.1
100000-149999	33	32	3.1	39	28	39.3
150000-199999	20	21	-4.8	18	10	80.0
200000-299999	23	19	21.1	22	7	214.3
300000-399999	7	0	700.0	11	3	266.7
400000-499999	2	0	200.0	7	2	250.0
500000 & Over	1	2	-50.0	10	6	66.7
<b>Grand Total:</b>	<b>105</b>	<b>88</b>	<b>19.3</b>	<b>133</b>	<b>85</b>	<b>56.5</b>

### INVENTORY TREND

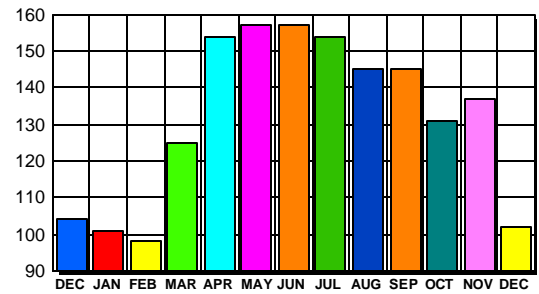
Listings Active At End Of Month



### CONTRACTS

Price Range	New This Month			Year-To-Date		
	2002	2001	% Change	2002	2001	% Change
0-49999	0	0	0.0	2	23	-91.3
50000-99999	20	19	5.3	284	484	-41.3
100000-149999	32	36	-11.1	505	498	1.4
150000-199999	20	20	0.0	356	243	46.5
200000-299999	18	22	-18.2	280	193	45.1
300000-399999	6	1	500.0	130	51	154.9
400000-499999	2	1	100.0	15	17	-11.8
500000 & Over	4	1	300.0	34	19	78.9
<b>Grand Total:</b>	<b>102</b>	<b>100</b>	<b>2.0</b>	<b>1,606</b>	<b>1,528</b>	<b>5.1</b>

### SALES TREND



### DATA SOURCE

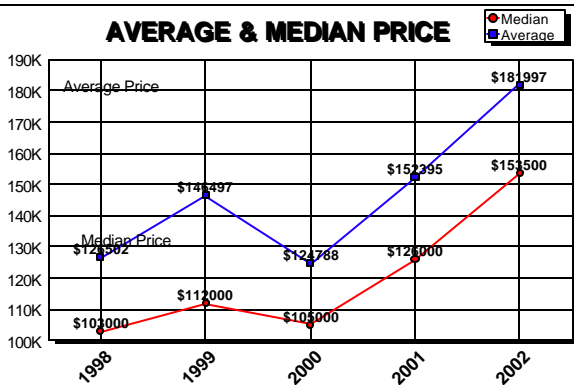
Metropolitan Regional Information System  
(MRIS)

NOTES: Properties not listed through this Multiple Listing Service are not reflected. The term "sales" represents ratified purchase contracts. Current year information is preliminary and subject to revision. Current year-to-date contract information may not equal the sum of the monthly contract totals reported in previous issues. Prices are not adjusted for inflation.

### SETTLEMENTS

Price Range	New This Month			Year-To-Date		
	2002	2001	% Change	2002	2001	% Change
0-49999	0	1	-100.0	2	25	-92.0
50000-99999	17	27	-37.0	270	478	-43.5
100000-149999	30	26	15.4	482	495	-2.6
150000-199999	34	13	161.5	355	237	49.8
200000-299999	28	25	12.0	302	217	39.2
300000-399999	16	4	300.0	127	49	159.2
400000-499999	2	2	0.0	15	19	-21.1
500000 & Over	3	5	-40.0	29	19	52.6
<b>Grand Total:</b>	<b>130</b>	<b>103</b>	<b>26.2</b>	<b>1,582</b>	<b>1,539</b>	<b>2.8</b>

### AVERAGE & MEDIAN PRICE



### MARKET BY PRICE RANGE

