

# ARLINGTON COUNTY HOUSING REPORT

## Residential Market Report

### Condo/Co-ops

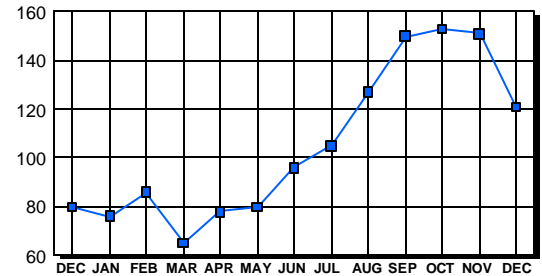
#### December 2002

### LISTINGS

Price Range	New This Month			Total Active		
	2002	2001	% Change	2002	2001	% Change
0-49999	3	0	300.0	0	1	-100.0
50000-99999	13	20	-35.0	12	13	-7.7
100000-149999	11	12	-8.3	24	11	118.2
150000-199999	16	14	14.3	16	15	6.7
200000-299999	29	24	20.8	33	17	94.1
300000-399999	9	9	0.0	16	12	33.3
400000-499999	2	0	200.0	5	1	400.0
500000 & Over	0	1	-100.0	15	10	50.0
<b>Grand Total:</b>	<b>83</b>	<b>80</b>	<b>3.8</b>	<b>121</b>	<b>80</b>	<b>51.3</b>

### INVENTORY TREND

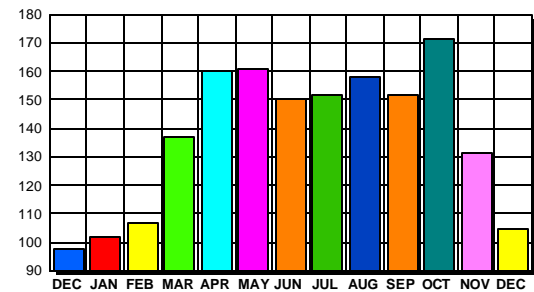
Listings Active At End Of Month



### CONTRACTS

Price Range	New This Month			Year-To-Date		
	2002	2001	% Change	2002	2001	% Change
0-49999	3	1	200.0	9	20	-55.0
50000-99999	14	22	-36.4	172	285	-39.6
100000-149999	14	14	0.0	284	403	-29.5
150000-199999	24	18	33.3	383	310	23.5
200000-299999	29	35	-17.1	554	417	32.9
300000-399999	15	9	66.7	213	81	163.0
400000-499999	3	1	200.0	33	20	65.0
500000 & Over	3	0	300.0	38	15	153.3
<b>Grand Total:</b>	<b>105</b>	<b>100</b>	<b>5.0</b>	<b>1,686</b>	<b>1,551</b>	<b>8.7</b>

### SALES TREND



### DATA SOURCE

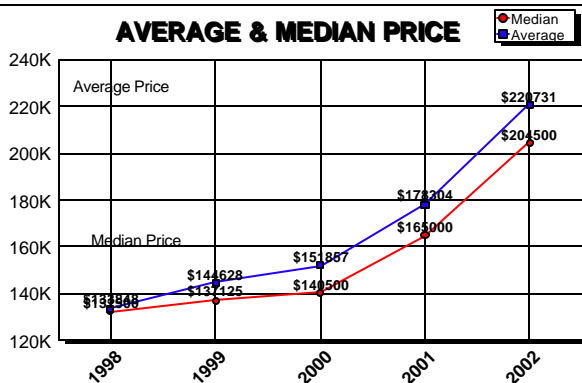
Metropolitan Regional Information System (MRIS)

NOTES: Properties not listed through this Multiple Listing Service are not reflected. The term "sales" represents ratified purchase contracts. Current year information is preliminary and subject to revision. Current year- to- date contract information may not equal the sum of the monthly contract totals reported in previous issues. Prices are not adjusted for inflation.

### SETTLEMENTS

Price Range	New This Month			Year-To-Date		
	2002	2001	% Change	2002	2001	% Change
0-49999	3	0	300.0	8	21	-61.9
50000-99999	6	17	-64.7	162	263	-38.4
100000-149999	13	27	-51.9	246	390	-36.9
150000-199999	36	20	80.0	379	306	23.9
200000-299999	38	37	2.7	557	440	26.6
300000-399999	23	9	155.6	229	95	141.1
400000-499999	5	2	150.0	38	21	81.0
500000 & Over	2	1	100.0	31	8	287.5
<b>Grand Total:</b>	<b>126</b>	<b>113</b>	<b>11.5</b>	<b>1,650</b>	<b>1,544</b>	<b>6.9</b>

### AVERAGE & MEDIAN PRICE



### MARKET BY PRICE RANGE

