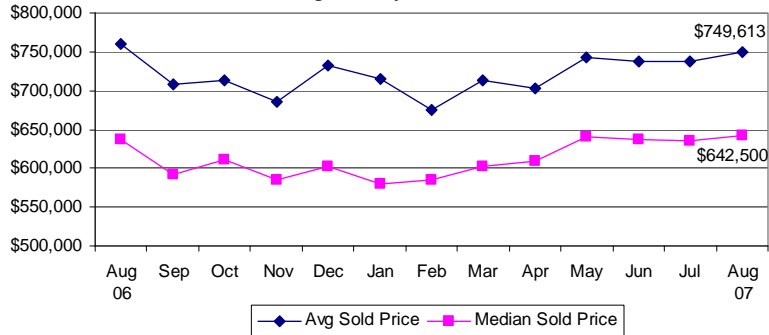


FAIRFAX COUNTY SINGLE-FAMILY DETACHED 2007

AUGUST

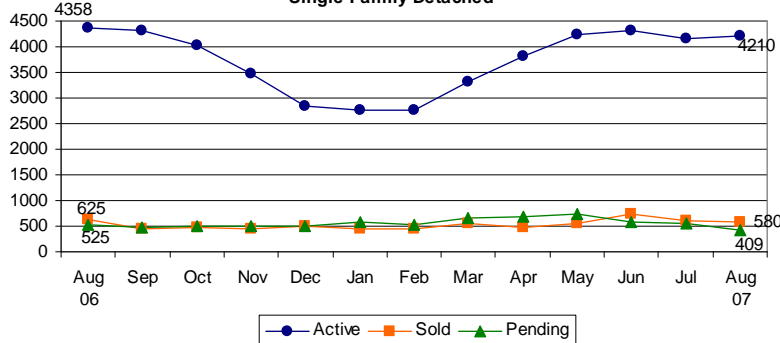
Average and Median Sold Price
Fairfax County
Single-Family Detached



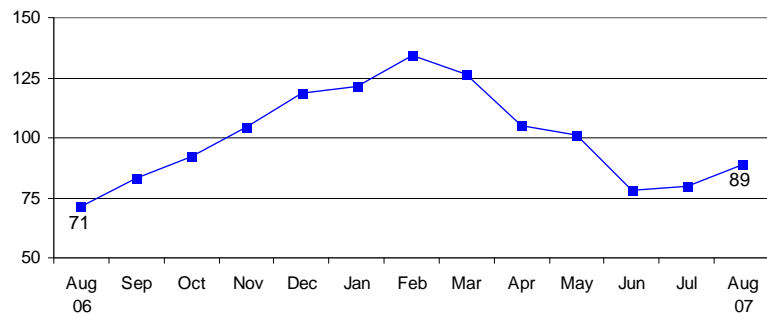
Price Data
Fairfax County
Single-Family Detached

	Aug 06	Aug 07	% Chg.
Avg. Sold Price	\$760,278	\$749,613	-1%
Avg. Net Price	\$754,848	\$744,385	-1%
Median Sold Price	\$637,000	\$642,500	1%

Units Sold, Pending Contracts and Active Listings
Fairfax County
Single-Family Detached



Days on the Market
Fairfax County
Single-Family Detached



Units Sold by Price Range
Fairfax County
Single-Family Detached

Price Range	Aug 06	Aug 07	% Chg.
Less than \$200,000	0	0	-
\$200,000-299,999	2	1	-50%
\$300,000-399,999	4	20	400%
\$400,000-499,999	81	98	21%
\$500,000-599,999	168	132	-21%
\$600,000-699,999	132	97	-27%
\$700,000-799,999	81	88	9%
\$800,000-899,999	43	43	0%
\$900,000-999,999	24	19	-21%
\$1,000,000+	90	82	-9%
Totals	625	580	-7%

Listings by Price Range
Fairfax County
Single-Family Detached

Price Range	Active Listings			New Listings		
	Aug 06	Aug 07	% Chg.	Aug 06	Aug 07	% Chg.
Less than \$200,000	1	2	100%	3	0	-100%
\$200,000-299,999	2	1	-50%	1	0	-100%
\$300,000-399,999	18	215	1094%	14	89	536%
\$400,000-499,999	525	919	75%	222	286	29%
\$500,000-599,999	1020	886	-13%	351	276	-21%
\$600,000-699,999	828	542	-35%	269	137	-49%
\$700,000-799,999	510	381	-25%	127	107	-16%
\$800,000-899,999	349	258	-26%	92	63	-32%
\$900,000-999,999	201	178	-11%	48	58	21%
\$1,000,000+	904	828	-8%	174	173	-1%
Totals	4358	4210	-3%	1301	1189	-9%

DEFINITIONS

Active listings: listings with one of the following listings statuses at the end of the month: ACTIVE, CNTG/NO KO or CNTG/KO.
 Pending contracts: homes that went under contract during the month.
 Avg. sold price: mathematical average of price of all homes sold.
 Median sold price: price at which half of the homes sold for more and half sold for less.
 Net price: sold price minus the amount of any seller subsidy.
 Days on the market: calculated from the MRIS days on the market field (DOMP).

Data Source: Metropolitan Regional Information Systems, Inc. (MRIS)

Data presented in this report may differ from MRIS and other reports because of the different timing of data retrieval.