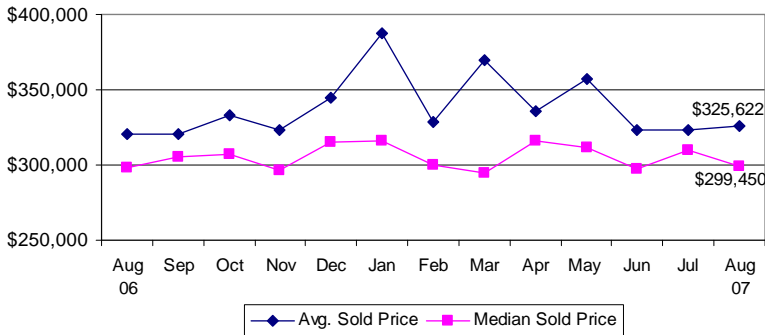


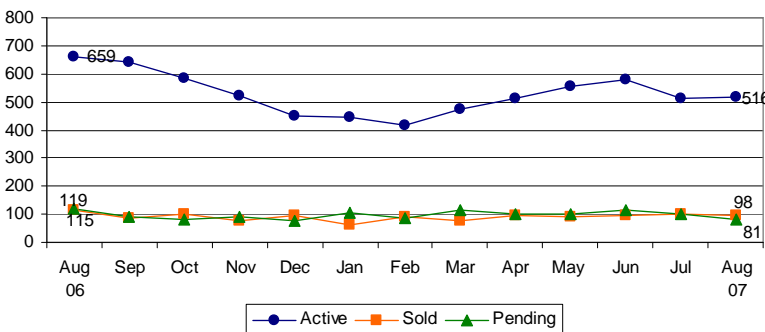
**Average and Median Sold Price**  
City of Alexandria  
Condominiums



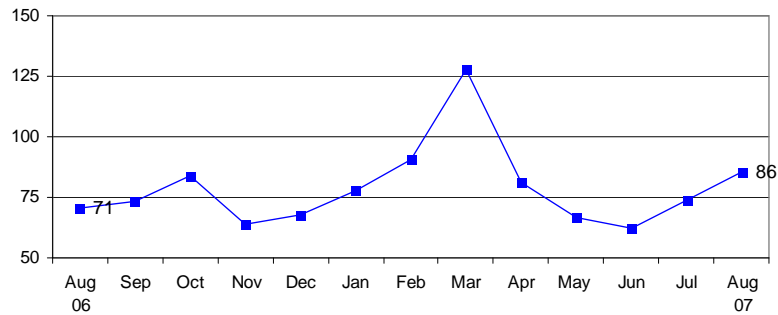
**Price Data**  
City of Alexandria  
Condominiums

	Aug 06	Aug 07	% Chg.
Avg. Sold Price	\$320,879	\$325,622	1%
Avg. Net Price	\$316,340	\$321,189	2%
Median Sold Price	\$298,000	\$299,450	0%

**Units Sold, Pending Contracts and Active Listings**  
City of Alexandria  
Condominiums



**Days on the Market**  
City of Alexandria  
Condominiums



**Units Sold by Price Range**  
City of Alexandria  
Condominiums

Price Range	Aug 06	Aug 07	% Chg.
Less than \$200,000	9	7	-22%
\$200,000-299,999	49	43	-12%
\$300,000-399,999	37	25	-32%
\$400,000-499,999	16	15	-6%
\$500,000-599,999	1	6	500%
\$600,000-699,999	0	1	-
\$700,000-799,999	2	1	-50%
\$800,000-899,999	0	0	-
\$900,000-999,999	0	0	-
\$1,000,000+	1	0	-100%
<b>Totals</b>	<b>115</b>	<b>98</b>	<b>-15%</b>

**Listings by Price Range**  
City of Alexandria  
Condominiums

Price Range	Active Listings			New Listings		
	Aug 06	Aug 07	% Chg.	Aug 06	Aug 07	% Chg.
Less than \$200,000	17	33	94%	12	15	25%
\$200,000-299,999	231	246	6%	80	68	-15%
\$300,000-399,999	232	131	-44%	64	45	-30%
\$400,000-499,999	86	49	-43%	18	16	-11%
\$500,000-599,999	44	32	-27%	9	13	44%
\$600,000-699,999	21	12	-43%	4	2	-50%
\$700,000-799,999	8	3	-63%	2	0	-100%
\$800,000-899,999	6	4	-33%	0	0	-
\$900,000-999,999	8	1	-88%	0	0	-
\$1,000,000+	6	5	-17%	3	1	-67%
<b>Totals</b>	<b>659</b>	<b>516</b>	<b>-22%</b>	<b>192</b>	<b>160</b>	<b>-17%</b>

**DEFINITIONS**

Active listings: listings with one of the following listings statuses at the end of the month: ACTIVE, CNTG/NO KO or CNTG/KO.  
 Pending contracts: homes that went under contract during the month.  
 Avg. sold price: mathematical average of price of all homes sold.  
 Median sold price: price at which half of the homes sold for more and half sold for less.  
 Net price: sold price minus the amount of any seller subsidy.  
 Days on the market: calculated from the MRIS days on the market field (DOMP).

Data Source: Metropolitan Regional Information Systems, Inc. (MRIS)

Data presented in this report may differ from MRIS and other reports because of the different timing of data retrieval.