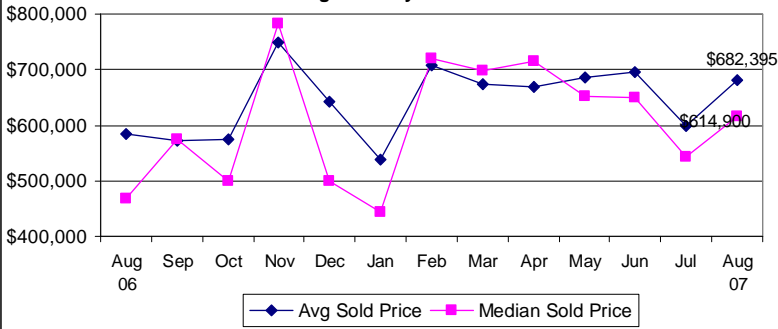


ARLINGTON COUNTY SINGLE-FAMILY ATTACHED 2007

AUGUST

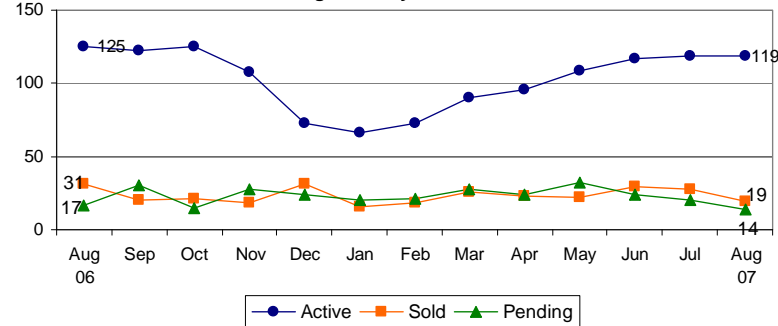
Average and Median Sold Price
Arlington County
Single-Family Attached



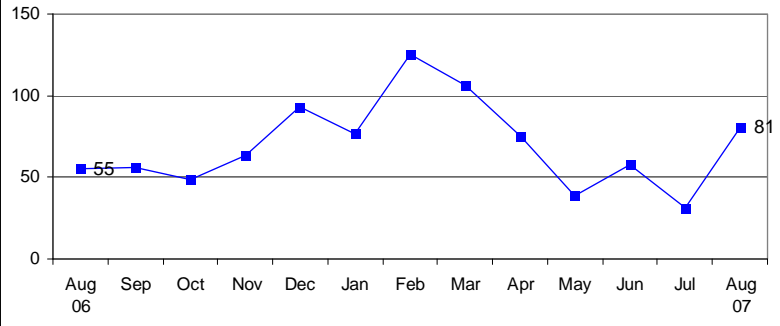
Price Data
Arlington County
Single-Family Attached

	Aug 06	Aug 07	% Chg.
Avg. Sold Price	\$583,421	\$682,395	17%
Avg. Net Price	\$577,207	\$675,880	17%
Median Sold Price	\$468,000	\$614,900	31%

Units Sold, Pending Contracts and Active Listings
Arlington County
Single-Family Attached



Days on the Market
Arlington County
Single-Family Attached



Units Sold by Price Range
Arlington County
Single-Family Attached

Price Range	Aug 06	Aug 07	% Chg.
Less than \$200,000	0	0	-
\$200,000-299,999	0	1	-
\$300,000-399,999	5	3	-40%
\$400,000-499,999	12	3	-75%
\$500,000-599,999	4	2	-50%
\$600,000-699,999	1	2	100%
\$700,000-799,999	2	2	0%
\$800,000-899,999	3	1	-67%
\$900,000-999,999	2	2	0%
\$1,000,000+	2	3	50%
Totals	31	19	-39%

Listings by Price Range
Arlington County
Single-Family Attached

Price Range	Active Listings			New Listings		
	Aug 06	Aug 07	% Chg.	Aug 06	Aug 07	% Chg.
Less than \$200,000	0	2	-	0	0	-
\$200,000-299,999	3	6	100%	1	1	0%
\$300,000-399,999	16	18	13%	12	7	-42%
\$400,000-499,999	27	29	7%	12	7	-42%
\$500,000-599,999	19	12	-37%	9	6	-33%
\$600,000-699,999	10	15	50%	4	4	0%
\$700,000-799,999	12	8	-33%	6	2	-67%
\$800,000-899,999	12	5	-58%	4	2	-50%
\$900,000-999,999	9	8	-11%	3	5	67%
\$1,000,000+	17	16	-6%	4	6	50%
Totals	125	119	-5%	55	40	-27%

DEFINITIONS

Active listings: listings with one of the following listings statuses at the end of the month: ACTIVE, CNTG/NO KO or CNTG/KO.
 Pending contracts: homes that went under contract during the month.
 Avg. sold price: mathematical average of price of all homes sold.
 Median sold price: price at which half of the homes sold for more and half sold for less.
 Net price: sold price minus the amount of any seller subsidy.
 Days on the market: calculated from the MRIS days on the market field (DOMP).

Data Source: Metropolitan Regional Information Systems, Inc. (MRIS)

Data presented in this report may differ from MRIS and other reports because of the different timing of data retrieval.