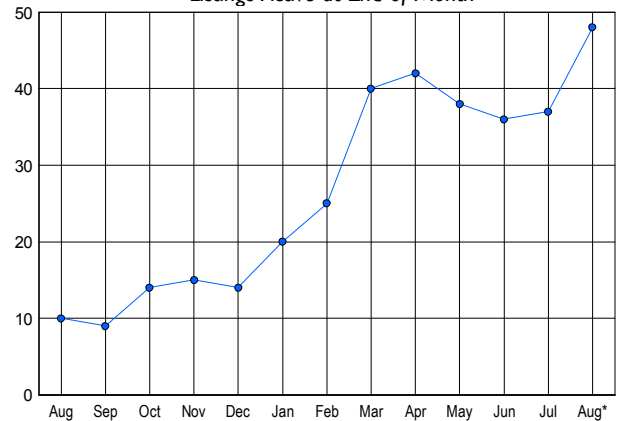


LISTINGS

Price Range	New This Month			Total Actives		
	2006	2005	% Change	2006	2005	% Change
0 - 149,999	11	0	1100.0	5	0	0.0
150,000 - 199,999	9	1	800.0	15	0	0.0
200,000 - 299,999	4	3	33.3	15	2	650.0
300,000 - 399,999	0	0	0.0	6	0	0.0
400,000 - 499,999	1	3	-66.7	6	5	20.0
500,000 - 599,999	0	0	0.0	1	2	-50.0
600,000 - 699,999	0	1	-100.0	0	1	-100.0
700,000 - 799,999	0	0	0.0	0	0	0.0
800,000 - 899,999	0	0	0.0	0	0	0.0
900,000 - 999,999	0	0	0.0	0	0	0.0
1,000,000 - 1,249,999	0	0	0.0	0	0	0.0
1,250,000 - 1,499,999	0	0	0.0	0	0	0.0
1,500,000 +	0	0	0.0	0	0	0.0
TOTALS	25	8	212.5	48	10	380.0

INVENTORY TREND

Listings Active at End of Month

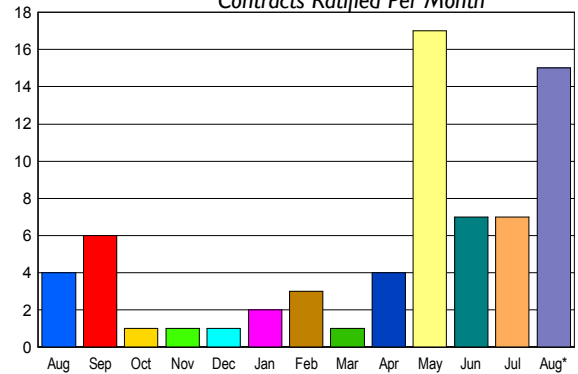


CONTRACTS

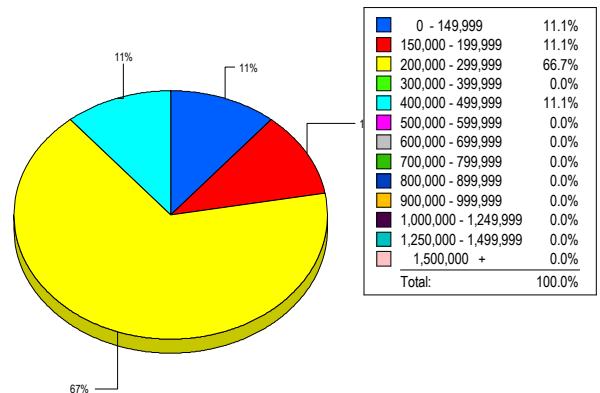
Price Range	New This Month			Year-To-Date		
	2006	2005	% Change	2006	2005	% Change
0 - 149,999	9	0	900.0	9	1	800.0
150,000 - 199,999	5	1	400.0	19	6	216.7
200,000 - 299,999	1	2	-50.0	18	10	80.0
300,000 - 399,999	0	0	0.0	1	0	100.0
400,000 - 499,999	0	1	-100.0	3	10	-70.0
500,000 - 599,999	0	0	0.0	1	0	100.0
600,000 - 699,999	0	0	0.0	0	0	0.0
700,000 - 799,999	0	0	0.0	0	0	0.0
800,000 - 899,999	0	0	0.0	0	0	0.0
900,000 - 999,999	0	0	0.0	0	0	0.0
1,000,000 - 1,249,999	0	0	0.0	0	0	0.0
1,250,000 - 1,499,999	0	0	0.0	0	0	0.0
1,500,000 +	0	0	0.0	0	0	0.0
TOTALS	15	4	275.0	51	27	88.9

SALES TREND

Contracts Ratified Per Month



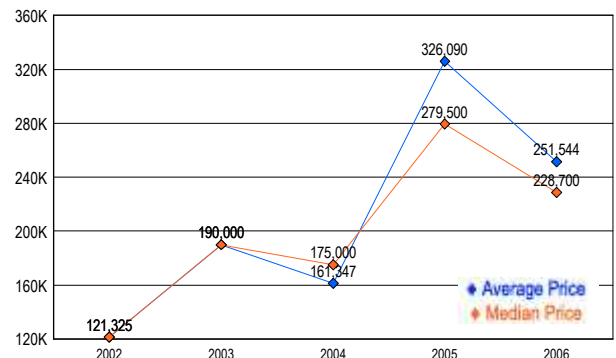
MARKET BY PRICE RANGE



SETTLEMENTS

Price Range	New This Month			Year-To-Date		
	2006	2005	% Change	2006	2005	% Change
0 - 149,999	1	1	0.0	1	1	0.0
150,000 - 199,999	1	1	0.0	16	4	300.0
200,000 - 299,999	6	1	500.0	19	9	111.1
300,000 - 399,999	0	0	0.0	1	1	0.0
400,000 - 499,999	1	1	0.0	3	9	-66.7
500,000 - 599,999	0	0	0.0	1	0	-100.0
600,000 - 699,999	0	0	0.0	0	0	0.0
700,000 - 799,999	0	0	0.0	0	0	0.0
800,000 - 899,999	0	0	0.0	1	0	-100.0
900,000 - 999,999	0	0	0.0	0	0	0.0
1,000,000 - 1,249,999	0	0	0.0	0	0	0.0
1,250,000 - 1,499,999	0	0	0.0	0	0	0.0
1,500,000 +	0	0	0.0	0	0	0.0
TOTALS	9	4	125.0	42	24	75.0

AVERAGE & MEDIAN PRICE



DATA SOURCE: Metropolitan Regional Information Systems, Inc. (MRIS)

NOTES: Properties not listed through this Multiple Listing Service are not reflected. The term "sales" represents ratified purchase contracts. Current year information is preliminary and subject to revision. Current year-to-date contract information may not equal the sum of the monthly contract totals reported in