

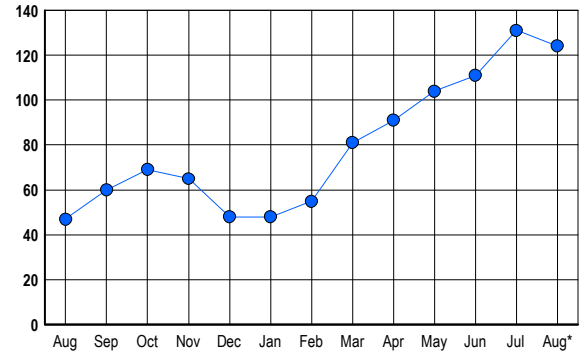


LISTINGS

Prices Range	New This Month			Total Actives		
	2006	2005	% Change	2006	2005	% Change
0 - 149,999	0	0	0.0	0	0	0.0
150,000 - 199,999	0	0	0.0	1	0	100.0
200,000 - 299,999	0	1	-100.0	1	0	100.0
300,000 - 399,999	5	3	66.7	15	0	1,500.0
400,000 - 499,999	13	11	18.2	25	4	525.0
500,000 - 599,999	10	3	233.3	35	11	218.2
600,000 - 699,999	8	10	-20.0	19	13	46.2
700,000 - 799,999	1	1	0.0	8	6	33.3
800,000 - 899,999	0	4	-100.0	0	6	-100.0
900,000 - 999,999	0	1	-100.0	2	3	-33.3
1,000,000 - 1,249,999	2	1	100.0	13	3	333.3
1,250,000 - 1,499,999	1	0	100.0	4	1	300.0
1,500,000 +	1	0	100.0	1	0	100.0
TOTALS	41	35	17.1	124	47	163.8

INVENTORY TREND

Listings Active at End of Month

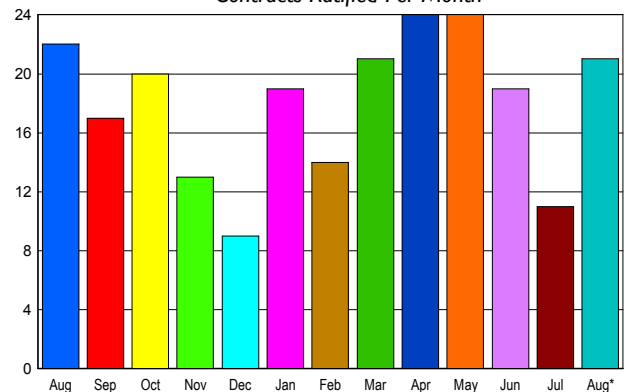


CONTRACTS

Price Range	New This Month			Year-To-Date		
	2006	2005	% Change	2006	2005	% Change
0 - 149,999	0	0	0.0	0	0	0.0
150,000 - 199,999	0	0	0.0	0	0	0.0
200,000 - 299,999	0	1	-100.0	0	5	-100.0
300,000 - 399,999	2	3	-33.3	12	27	-55.6
400,000 - 499,999	12	9	33.3	45	73	-38.4
500,000 - 599,999	4	4	0.0	41	51	-19.6
600,000 - 699,999	2	5	-60.0	29	37	-21.6
700,000 - 799,999	0	0	0.0	7	7	0.0
800,000 - 899,999	0	0	0.0	4	5	-20.0
900,000 - 999,999	0	0	0.0	4	5	-20.0
1,000,000 - 1,249,999	1	0	100.0	5	3	66.7
1,250,000 - 1,499,999	0	0	0.0	3	1	200.0
1,500,000 +	0	0	0.0	0	0	0.0
TOTALS	21	22	-4.5	150	214	-29.9

SALES TREND

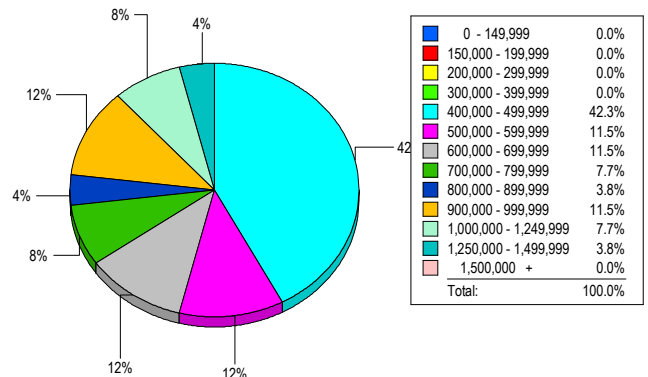
Contracts Ratified Per Month



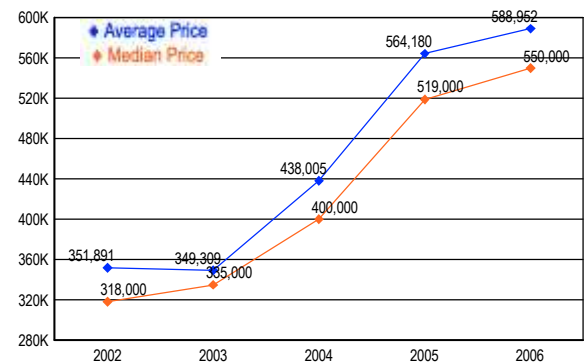
SETTLEMENTS

Price Range	New This Month			Year-to-Date		
	2006	2005	% Change	2006	2005	% Change
0 - 149,999	0	0	0.0	0	0	0.0
150,000 - 199,999	0	0	0.0	0	0	0.0
200,000 - 299,999	0	1	-100.0	0	4	-100.0
300,000 - 399,999	0	3	-100.0	9	24	-62.5
400,000 - 499,999	11	10	10.0	44	70	-37.1
500,000 - 599,999	3	7	-57.1	38	59	-35.6
600,000 - 699,999	3	3	0.0	26	31	-16.1
700,000 - 799,999	2	1	100.0	5	10	-50.0
800,000 - 899,999	1	0	100.0	7	5	40.0
900,000 - 999,999	3	0	300.0	4	5	-20.0
1,000,000 - 1,249,999	2	1	100.0	4	4	0.0
1,250,000 - 1,499,999	1	0	100.0	2	1	100.0
1,500,000 +	0	0	0.0	0	0	0.0
TOTALS	26	26	0.0	139	213	-34.7

MARKET BY PRICE RANGE



AVERAGE & MEDIAN PRICE



DATA SOURCE: Metropolitan Regional Information Systems, Inc. (MRIS)

NOTES: Properties not listed through this Multiple Listing Service are not reflected. The term "sales" represents ratified purchase contracts. Current year information is preliminary and subject to revision. Current year- to- date contract information may not equal the sum of the monthly contract totals reported in