

FAIRFAX CITY

Residential Market Report



HOUSING REPORT

CONDO & COOPS

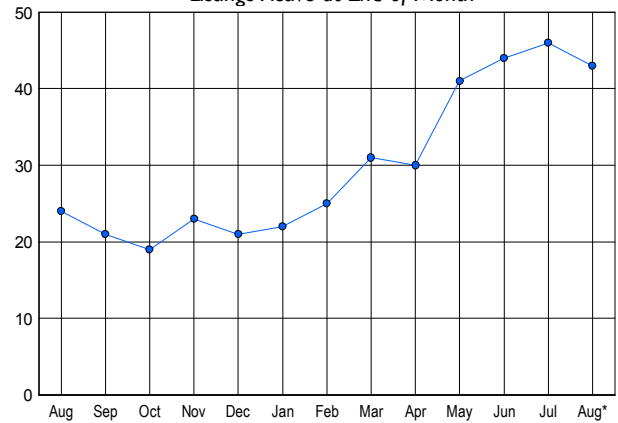
August 2006

LISTINGS

Price Range	New This Month			Total Actives		
	2006	2005	% Change	2006	2005	% Change
0 - 149,999	0	0	0.0	0	0	0.0
150,000 - 199,999	0	0	0.0	1	0	0.0
200,000 - 299,999	9	15	-40.0	32	15	113.3
300,000 - 399,999	2	5	-60.0	7	7	0.0
400,000 - 499,999	1	0	100.0	1	0	0.0
500,000 - 599,999	1	1	0.0	1	2	-50.0
600,000 - 699,999	1	0	100.0	1	0	0.0
700,000 - 799,999	0	0	0.0	0	0	0.0
800,000 - 899,999	0	0	0.0	0	0	0.0
900,000 - 999,999	0	0	0.0	0	0	0.0
1,000,000 - 1,249,999	0	0	0.0	0	0	0.0
1,250,000 - 1,499,999	0	0	0.0	0	0	0.0
1,500,000 +	0	0	0.0	0	0	0.0
TOTALS	14	21	-33.3	43	24	79.2

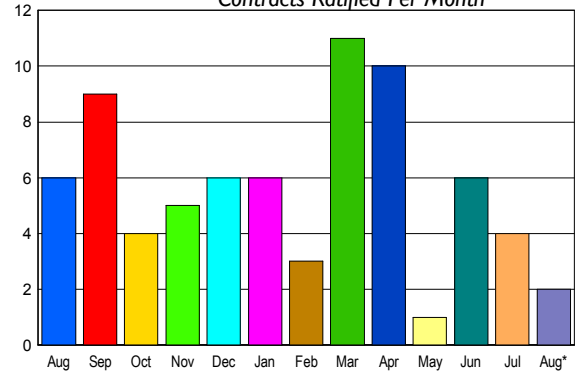
INVENTORY TREND

Listings Active at End of Month



SALES TREND

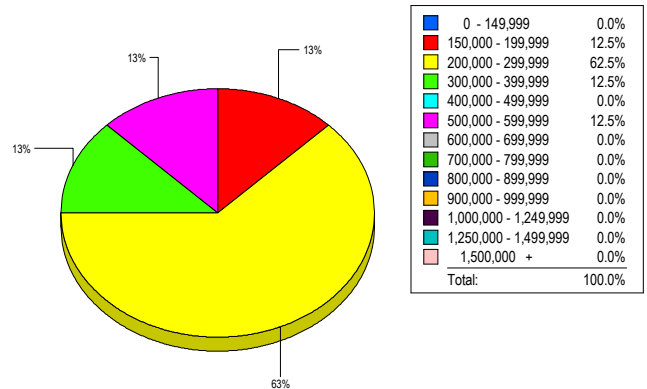
Contracts Ratified Per Month



CONTRACTS

Price Range	New This Month			Year-To-Date		
	2006	2005	% Change	2006	2005	% Change
0 - 149,999	0	0	0.0	0	0	0.0
150,000 - 199,999	0	0	0.0	1	6	-83.3
200,000 - 299,999	1	5	-80.0	36	68	-47.1
300,000 - 399,999	0	1	-100.0	6	18	-66.7
400,000 - 499,999	0	0	0.0	0	2	-100.0
500,000 - 599,999	1	0	100.0	2	2	0.0
600,000 - 699,999	0	0	0.0	0	1	-100.0
700,000 - 799,999	0	0	0.0	0	0	0.0
800,000 - 899,999	0	0	0.0	0	0	0.0
900,000 - 999,999	0	0	0.0	0	0	0.0
1,000,000 - 1,249,999	0	0	0.0	0	0	0.0
1,250,000 - 1,499,999	0	0	0.0	0	0	0.0
1,500,000 +	0	0	0.0	0	0	0.0
TOTALS	2	6	-66.7	45	97	-53.6

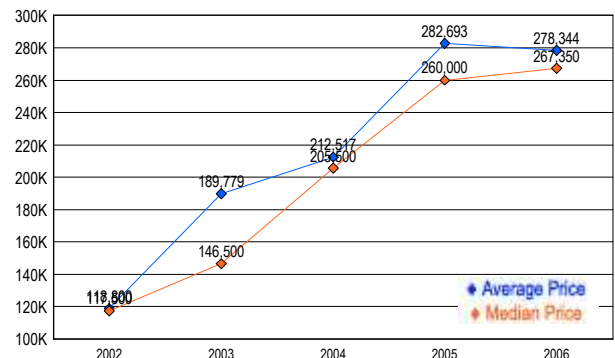
MARKET BY PRICE RANGE



SETTLEMENTS

Price Range	New This Month			Year-To-Date		
	2006	2005	% Change	2006	2005	% Change
0 - 149,999	0	0	0.0	0	0	0.0
150,000 - 199,999	1	0	100.0	2	4	-50.0
200,000 - 299,999	5	7	-28.6	37	75	-50.7
300,000 - 399,999	1	1	0.0	7	13	-46.2
400,000 - 499,999	0	0	0.0	0	3	-100.0
500,000 - 599,999	1	0	100.0	2	2	0.0
600,000 - 699,999	0	1	-100.0	0	1	-100.0
700,000 - 799,999	0	0	0.0	0	0	0.0
800,000 - 899,999	0	0	0.0	0	0	0.0
900,000 - 999,999	0	0	0.0	0	0	0.0
1,000,000 - 1,249,999	0	0	0.0	0	0	0.0
1,250,000 - 1,499,999	0	0	0.0	0	0	0.0
1,500,000 +	0	0	0.0	0	0	0.0
TOTALS	8	9	-11.1	48	98	-51.0

AVERAGE & MEDIAN PRICE



DATA SOURCE: Metropolitan Regional Information Systems, Inc. (MRIS)

NOTES: Properties not listed through this Multiple Listing Service are not reflected. The term "sales" represents ratified purchase contracts. Current year information is preliminary and subject to revision. Current year-to-date contract information may not equal the sum of the monthly contract totals reported in