

# ARLINGTON COUNTY HOUSING REPORT

## Residential Market Report

### Condo/Co-ops

April

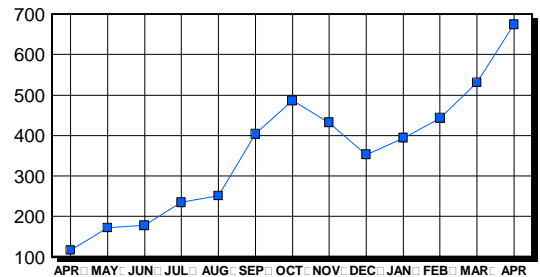
2006

#### LISTINGS

Price Range	New This Month			Total Active		
	2006	2005	% Change	2006	2005	% Change
0-49999	0	3	-300.0	2	2	0.0
50000-99999	0	0	0.0	13	14	-7.1
100000-149999	0	2	-200.0	14	14	0.0
150000-199999	2	15	-86.7	12	5	140.0
200000-299999	73	79	-7.6	194	20	870.0
300000-399999	89	91	-2.2	184	41	348.8
400000-499999	37	19	94.7	88	7	1,157.1
500000 & Over	36	24	50.0	85	21	304.8
<b>Grand Total:</b>	<b>237</b>	<b>233</b>	<b>1.7</b>	<b>592</b>	<b>124</b>	<b>377.4</b>

#### INVENTORY TREND

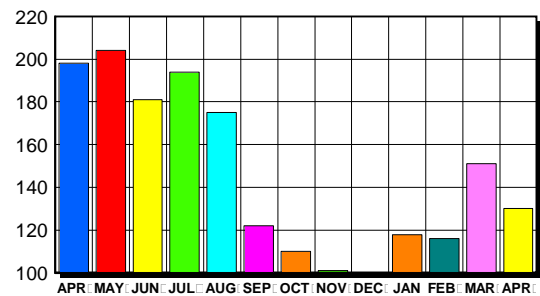
Listings Active At End Of Month



#### CONTRACTS

Price Range	New This Month			Year-To-Date		
	2006	2005	% Change	2006	2005	% Change
0-49999	0	0	0.0	0	0	0.0
50000-99999	0	0	0.0	0	0	0.0
100000-149999	0	2	-200.0	0	10	0.0
150000-199999	3	14	-78.6	13	63	-79.4
200000-299999	43	66	-34.8	169	263	-35.7
300000-399999	36	57	-36.8	151	165	-8.5
400000-499999	14	17	-17.6	55	58	-5.2
500000 & Over	19	15	26.7	71	45	57.8
<b>Grand Total:</b>	<b>115</b>	<b>171</b>	<b>-32.7</b>	<b>459</b>	<b>604</b>	<b>-24.0</b>

#### SALES TREND



#### SETTLEMENTS

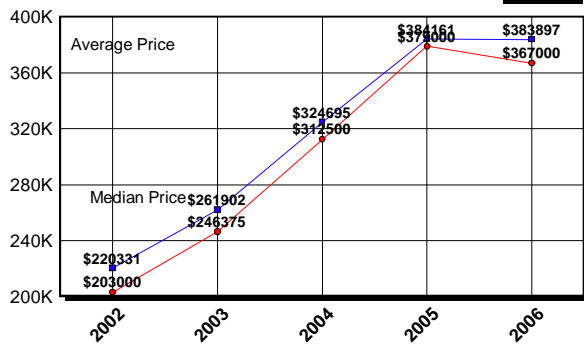
Price Range	New This Month			Year-To-Date		
	2006	2005	% Change	2006	2005	% Change
0-49999	0	0	0.0	0	0	0.0
50000-99999	0	0	0.0	0	0	0.0
100000-149999	0	1	-100.0	0	10	0.0
150000-199999	2	13	-84.6	10	52	-80.8
200000-299999	37	47	-21.3	151	229	-34.1
300000-399999	34	45	-24.4	130	144	-9.7
400000-499999	22	16	37.5	51	52	-1.9
500000 & Over	19	13	46.2	56	41	36.6
<b>Grand Total:</b>	<b>114</b>	<b>135</b>	<b>-15.6</b>	<b>398</b>	<b>528</b>	<b>-24.6</b>

#### DATA SOURCE

Metropolitan Regional Information System (MRIS)

NOTES: Properties not listed through this Multiple Listing Service are not reflected. The term "sales" represents ratified purchase contracts. Current year information is preliminary and subject to revision. Current year-to-date contract information may not equal the sum of the monthly contract totals reported in previous issues. Prices are not adjusted for inflation.

#### AVERAGE & MEDIAN PRICE



#### MARKET BY PRICE RANGE

