

# ALEXANDRIA CITY HOUSING REPORT

## Residential Market Report

### Condo/Co-ops

November

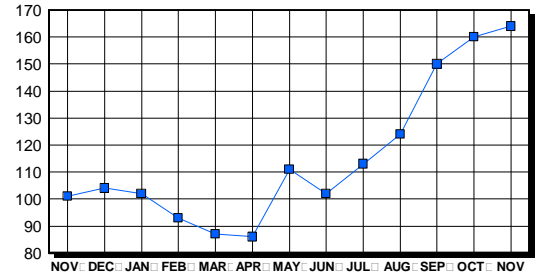
2005

### LISTINGS

Condo/Co-ops Price Range	New This Month			Total Active		
	2005	2004	% Change	2005	2004	% Change
0-49999	0	1	-100.0	5	5	0.0
50000-99999	0	2	-200.0	14	15	-6.7
100000-149999	6	8	-25.0	11	11	0.0
150000-199999	12	24	-50.0	23	19	21.1
200000-299999	45	26	73.1	51	23	121.7
300000-399999	11	7	57.1	31	11	181.8
400000-499999	3	3	0.0	8	16	-50.0
500000 & Over	6	2	200.0	21	1	2,000.0
<b>Grand Total:</b>	<b>83</b>	<b>73</b>	<b>13.7</b>	<b>164</b>	<b>101</b>	<b>62.4</b>

### INVENTORY TREND

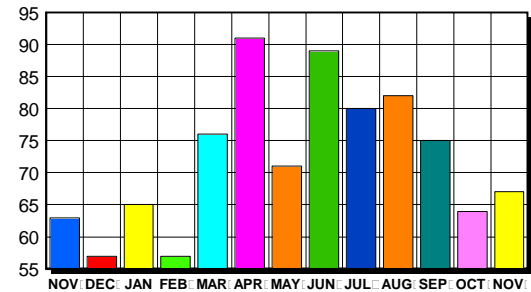
Listings Active At End Of Month



### CONTRACTS

Condo/Co-ops Price Range	New This Month			Year-To-Date		
	2005	2004	% Change	2005	2004	% Change
0-49999	0	0	0.0	1	0	100.0
50000-99999	0	1	-100.0	2	48	-95.8
100000-149999	5	11	-54.5	53	187	-71.7
150000-199999	11	25	-56.0	157	313	-49.8
200000-299999	33	23	43.5	423	197	114.7
300000-399999	10	4	150.0	117	69	69.6
400000-499999	3	3	0.0	39	23	69.6
500000 & Over	5	1	400.0	25	6	316.7
<b>Grand Total:</b>	<b>67</b>	<b>68</b>	<b>-1.5</b>	<b>817</b>	<b>843</b>	<b>-3.1</b>

### SALES TREND



### SETTLEMENTS

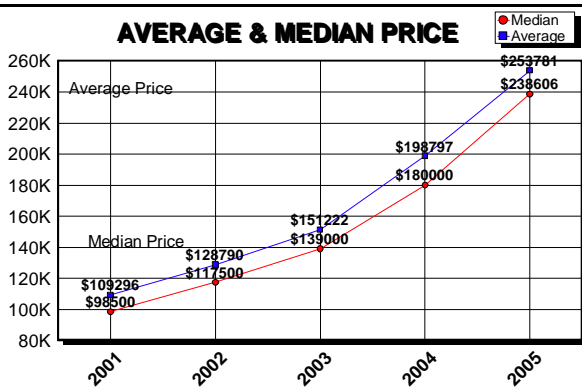
Condo/Co-ops Price Range	New This Month			Year-To-Date		
	2005	2004	% Change	2005	2004	% Change
0-49999	0	0	0.0	1	0	100.0
50000-99999	0	3	-300.0	3	42	-92.9
100000-149999	3	11	-72.7	57	172	-66.9
150000-199999	7	17	-58.8	140	299	-53.2
200000-299999	42	28	50.0	428	188	127.7
300000-399999	10	2	400.0	117	72	62.5
400000-499999	5	1	400.0	39	17	129.4
500000 & Over	1	1	0.0	23	5	360.0
<b>Grand Total:</b>	<b>68</b>	<b>63</b>	<b>7.9</b>	<b>808</b>	<b>795</b>	<b>1.6</b>

### DATA SOURCE

Metropolitan Regional Information System (MRIS)

NOTES: Properties not listed through this Multiple Listing Service are not reflected. The term "sales" represents ratified purchase contracts. Current year information is preliminary and subject to revision. Current year-to-date contract information may not equal the sum of the monthly contract totals reported in previous issues. Prices are not adjusted for inflation.

### AVERAGE & MEDIAN PRICE



### MARKET BY PRICE RANGE

