

# ARLINGTON COUNTY HOUSING REPORT

## Residential Market Report

### Single Family Homes

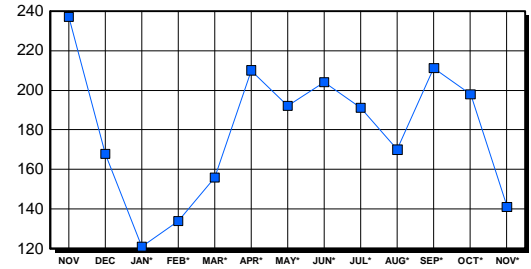
November 2003

#### LISTINGS

Price Range	New This Month			Total Active		
	2003	2002	% Change	2003	2002	% Change
0-149999	0	1	-100.0	1	2	-50.0
150000-299999	16	32	-50.0	20	27	-25.9
300000-449999	36	59	-39.0	29	74	-60.8
450000-599999	35	36	-2.8	37	64	-42.2
600000-749999	16	15	6.7	23	29	-20.7
750000-999999	14	9	55.6	17	27	-37.0
1000000 & Over	4	5	-20.0	14	14	0.0
<b>Grand Total:</b>	<b>121</b>	<b>157</b>	<b>-22.9</b>	<b>141</b>	<b>237</b>	<b>-40.5</b>

#### INVENTORY TREND

Listings Active At End Of Month

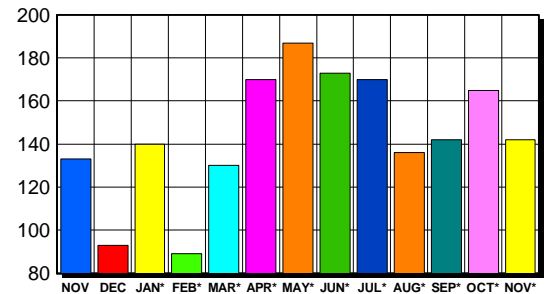


#### CONTRACTS

Price Range	New This Month			Year-To-Date		
	2003	2002	% Change	2003	2002	% Change
0-149999	0	1	-100.0	4	10	-60.0
150000-299999	15	31	-51.6	156	297	-47.5
300000-449999	48	52	-7.7	600	657	-8.7
450000-599999	40	27	48.1	492	371	32.6
600000-749999	18	9	100.0	224	138	62.3
750000-999999	14	12	16.7	125	84	48.8
1000000 & Over	7	3	133.3	43	22	95.5
<b>Grand Total:</b>	<b>142</b>	<b>135</b>	<b>5.2</b>	<b>1,644</b>	<b>1,579</b>	<b>4.1</b>

#### SALES TREND

Contracts Ratified Per Month



#### SETTLEMENTS

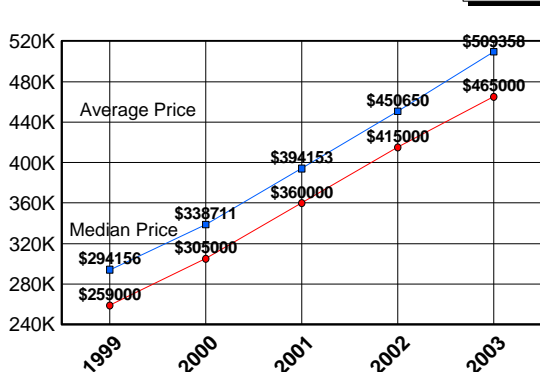
Price Range	New This Month			Year-To-Date		
	2003	2002	% Change	2003	2002	% Change
0-149999	1	1	0.0	5	9	-44.4
150000-299999	4	14	-71.4	140	289	-51.6
300000-449999	42	35	20.0	565	642	-12.0
450000-599999	40	29	37.9	470	337	39.5
600000-749999	13	14	-7.1	228	131	74.0
750000-999999	7	2	250.0	104	65	60.0
1000000 & Over	3	3	0.0	40	22	81.8
<b>Grand Total:</b>	<b>110</b>	<b>98</b>	<b>12.2</b>	<b>1,552</b>	<b>1,495</b>	<b>3.8</b>

#### DATA SOURCE

Metropolitan Regional Information System (MRIS)

NOTES: Properties not listed through this Multiple Listing Service are not reflected. The term "sales" represents ratified purchase contracts. Current year information is preliminary and subject to revision. Current year- to- date contract information may not equal the sum of the monthly contract totals reported in previous issues. Prices are not adjusted for inflation.

#### AVERAGE & MEDIAN PRICE



#### MARKET BY PRICE RANGE

