

FAUQUIER COUNTY

Residential Market Report



HOUSING REPORT

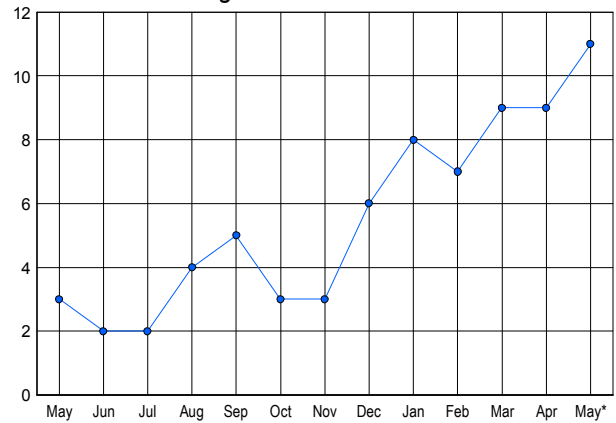
CONDO & COOPS

May 2005

LISTINGS

Price Range	New This Month			Total Actives		
	2005	2004	% Change	2005	2004	% Change
0 - 149,999	0	0	0.0	0	1	-100.0
150,000 - 199,999	0	1	-100.0	0	1	-100.0
200,000 - 299,999	1	0	100.0	0	0	0.0
300,000 - 399,999	0	2	-100.0	0	1	-100.0
400,000 - 499,999	2	0	200.0	9	0	100.0
500,000 - 599,999	0	0	0.0	2	0	100.0
600,000 - 699,999	0	0	0.0	0	0	0.0
700,000 - 799,999	0	0	0.0	0	0	0.0
800,000 - 899,999	0	0	0.0	0	0	0.0
900,000 - 999,999	0	0	0.0	0	0	0.0
1,000,000 - 1,249,999	0	0	0.0	0	0	0.0
1,250,000 - 1,499,999	0	0	0.0	0	0	0.0
1,500,000 +	0	0	0.0	0	0	0.0
TOTALS	3	3	0.0	11	3	266.7

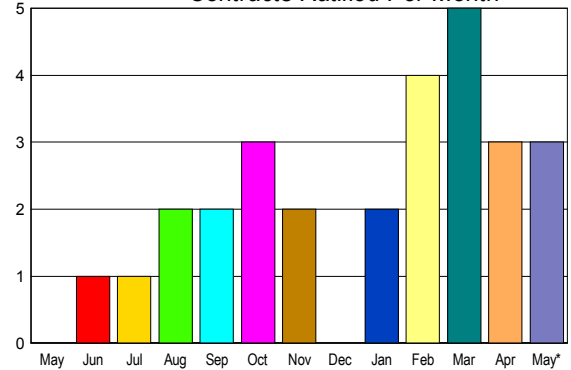
INVENTORY TREND
Listings Active at End of Month



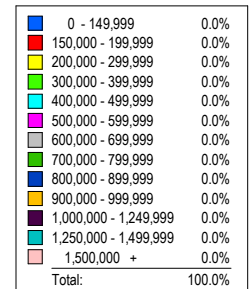
CONTRACTS

Price Range	New This Month			Year-To-Date		
	2005	2004	% Change	2005	2004	% Change
0 - 149,999	0	0	0.0	0	3	-100.0
150,000 - 199,999	1	0	100.0	4	4	0.0
200,000 - 299,999	1	0	100.0	7	0	700.0
300,000 - 399,999	0	0	0.0	0	0	0.0
400,000 - 499,999	1	0	100.0	4	0	400.0
500,000 - 599,999	0	0	0.0	0	0	0.0
600,000 - 699,999	0	0	0.0	0	0	0.0
700,000 - 799,999	0	0	0.0	0	0	0.0
800,000 - 899,999	0	0	0.0	0	0	0.0
900,000 - 999,999	0	0	0.0	0	0	0.0
1,000,000 - 1,249,999	0	0	0.0	0	0	0.0
1,250,000 - 1,499,999	0	0	0.0	0	0	0.0
1,500,000 +	0	0	0.0	0	0	0.0
TOTALS	3	0	300.0	15	7	114.3

SALES TREND
Contracts Ratified Per Month



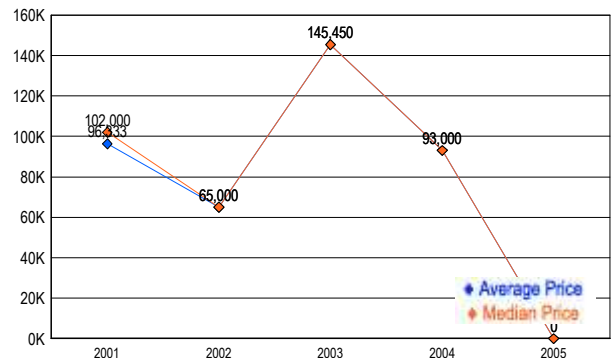
MARKET BY PRICE RANGE



SETTLEMENTS

Price Range	New This Month			Year-To-Date		
	2005	2004	% Change	2005	2004	% Change
0 - 149,999	0	1	-100.0	0	3	-300.0
150,000 - 199,999	0	0	0.0	2	4	-100.0
200,000 - 299,999	0	0	0.0	4	0	100.0
300,000 - 399,999	0	0	0.0	1	0	100.0
400,000 - 499,999	0	0	0.0	3	0	100.0
500,000 - 599,999	0	0	0.0	0	0	0.0
600,000 - 699,999	0	0	0.0	0	0	0.0
700,000 - 799,999	0	0	0.0	0	0	0.0
800,000 - 899,999	0	0	0.0	0	0	0.0
900,000 - 999,999	0	0	0.0	0	0	0.0
1,000,000 - 1,249,999	0	0	0.0	0	0	0.0
1,250,000 - 1,499,999	0	0	0.0	0	0	0.0
1,500,000 +	0	0	0.0	0	0	0.0
TOTALS	0	1	-100.0	10	7	42.9

AVERAGE & MEDIAN PRICE



DATA SOURCE: Metropolitan Regional Information Systems, Inc. (MRIS)

NOTES: Properties not listed through this Multiple Listing Service are not reflected. The term "sales" represents ratified purchase contracts. Current year information is preliminary and subject to revision. Current year-to-date contract information may not equal the sum of the monthly contract totals reported in