

# ARLINGTON COUNTY HOUSING REPORT

## Residential Market Report

### Condo/Co-ops

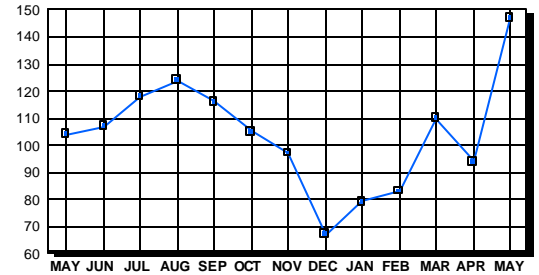
May 2004

#### LISTINGS

Condo/Co-ops Price Range	New This Month			Total Active		
	2004	2003	% Change	2004	2003	% Change
0-49999	0	0	0.0	2	0	200.0
50000-99999	2	12	-83.3	2	4	-50.0
100000-149999	19	29	-34.5	22	25	-12.0
150000-199999	20	46	-56.5	14	25	-44.0
200000-299999	68	64	6.3	43	18	138.9
300000-399999	81	35	131.4	27	15	80.0
400000-499999	27	11	145.5	16	4	300.0
500000 & Over	19	4	375.0	21	13	61.5
<b>Grand Total:</b>	<b>236</b>	<b>201</b>	<b>17.4</b>	<b>147</b>	<b>104</b>	<b>41.3</b>

#### INVENTORY TREND

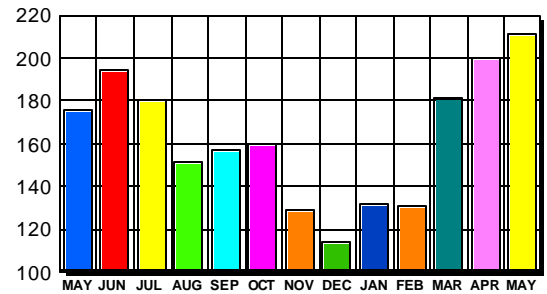
Listings Active At End Of Month



#### CONTRACTS

Condo/Co-ops Price Range	New This Month			Year-To-Date		
	2004	2003	% Change	2004	2003	% Change
0-49999	0	0	0.0	0	0	0.0
50000-99999	2	11	-81.8	12	71	-83.1
100000-149999	12	23	-47.8	63	85	-25.9
150000-199999	15	44	-65.9	103	161	-36.0
200000-299999	65	52	25.0	256	267	-4.1
300000-399999	78	32	143.8	275	145	89.7
400000-499999	27	11	145.5	99	36	175.0
500000 & Over	12	2	500.0	47	20	135.0
<b>Grand Total:</b>	<b>211</b>	<b>175</b>	<b>20.6</b>	<b>855</b>	<b>785</b>	<b>8.9</b>

#### SALES TREND



#### SETTLEMENTS

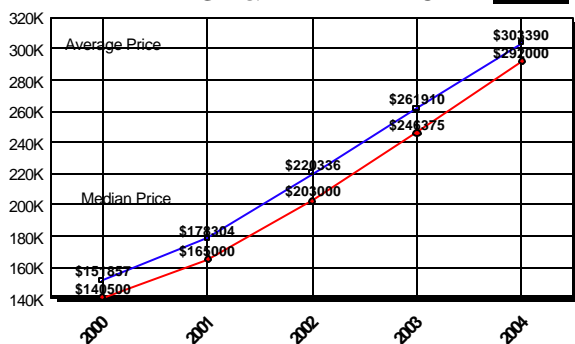
Condo/Co-ops Price Range	New This Month			Year-To-Date		
	2004	2003	% Change	2004	2003	% Change
0-49999	0	0	0.0	0	2	0.0
50000-99999	1	13	-92.3	16	63	-74.6
100000-149999	15	13	15.4	51	79	-35.4
150000-199999	15	33	-54.5	89	127	-29.9
200000-299999	43	59	-27.1	210	237	-11.4
300000-399999	40	52	-23.1	218	130	67.7
400000-499999	28	8	250.0	84	25	236.0
500000 & Over	16	5	220.0	43	23	87.0
<b>Grand Total:</b>	<b>158</b>	<b>183</b>	<b>-13.7</b>	<b>711</b>	<b>686</b>	<b>3.6</b>

#### DATA SOURCE

Metropolitan Regional Information System (MRIS)

NOTES: Properties not listed through this Multiple Listing Service are not reflected. The term "sales" represents ratified purchase contracts. Current year information is preliminary and subject to revision. Current year-to-date contract information may not equal the sum of the monthly contract totals reported in previous issues. Prices are not adjusted for inflation.

#### AVERAGE & MEDIAN PRICE



#### MARKET BY PRICE RANGE

