

# ALEXANDRIA CITY HOUSING REPORT

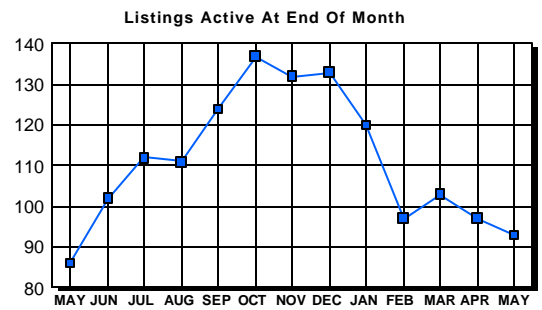
## Residential Market Report

### Condo/Co-ops May 2003

#### LISTINGS

Price Range	New This Month			Total Active		
	2003	2002	% Change	2003	2002	% Change
0-49999	0	0	0.0	0	0	0.0
50000-99999	19	28	-32.1	15	21	-28.6
100000-149999	44	70	-37.1	17	32	-46.9
150000-199999	35	36	-2.8	11	10	10.0
200000-299999	58	30	93.3	21	4	425.0
300000-399999	21	21	0.0	11	9	22.2
400000-499999	4	1	300.0	5	3	66.7
500000 & Over	4	2	100.0	13	7	85.7
<b>Grand Total:</b>	<b>185</b>	<b>188</b>	<b>-1.6</b>	<b>93</b>	<b>86</b>	<b>8.1</b>

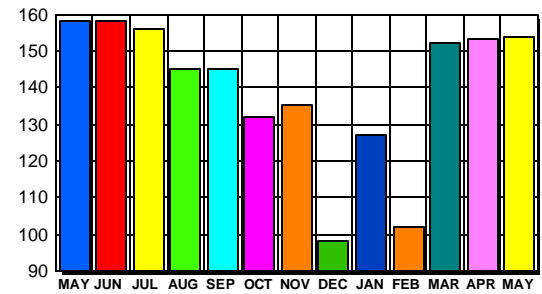
#### INVENTORY TREND



#### CONTRACTS

Price Range	New This Month			Year-To-Date		
	2003	2002	% Change	2003	2002	% Change
0-49999	0	0	0.0	1	2	-50.0
50000-99999	18	29	-37.9	76	124	-38.7
100000-149999	42	58	-27.6	170	225	-24.4
150000-199999	26	27	-3.7	157	131	19.8
200000-299999	46	19	142.1	184	86	114.0
300000-399999	16	13	23.1	66	37	78.4
400000-499999	6	2	200.0	20	5	300.0
500000 & Over	0	2	-200.0	14	15	-6.7
<b>Grand Total:</b>	<b>154</b>	<b>150</b>	<b>2.7</b>	<b>688</b>	<b>625</b>	<b>10.1</b>

#### SALES TREND



#### DATA SOURCE

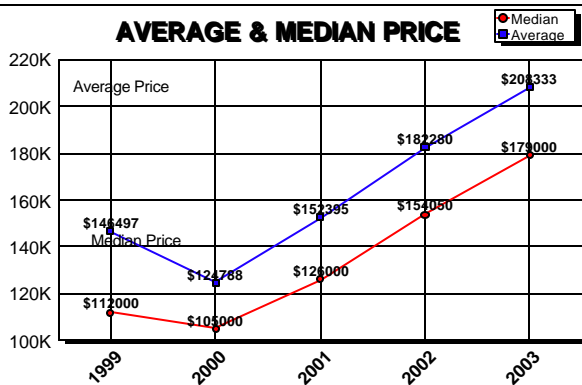
Metropolitan Regional Information System  
(MRIS)

NOTES: Properties not listed through this Multiple Listing Service are not reflected. The term "sales" represents ratified purchase contracts. Current year information is preliminary and subject to revision. Current year- to- date contract information may not equal the sum of the monthly contract totals reported in previous issues. Prices are not adjusted for inflation.

#### SETTLEMENTS

Price Range	New This Month			Year-To-Date		
	2003	2002	% Change	2003	2002	% Change
0-49999	0	0	0.0	1	2	-50.0
50000-99999	13	19	-31.6	65	102	-36.3
100000-149999	31	57	-45.6	158	190	-16.8
150000-199999	29	22	31.8	147	117	25.6
200000-299999	55	14	292.9	159	77	106.5
300000-399999	11	7	57.1	57	29	96.6
400000-499999	4	1	300.0	17	4	325.0
500000 & Over	2	2	0.0	17	10	70.0
<b>Grand Total:</b>	<b>145</b>	<b>122</b>	<b>18.9</b>	<b>621</b>	<b>531</b>	<b>16.9</b>

#### AVERAGE & MEDIAN PRICE



#### MARKET BY PRICE RANGE

