

# PRINCE WILLIAM COUNTY HOUSING REPORT

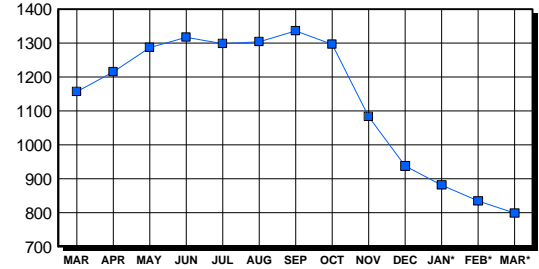
## Residential Market Report Single Family Homes March 2004

### LISTINGS

Price Range	New This Month			Total Active		
	2004	2003	% Change	2004	2003	% Change
0-149999	3	75	-96.0	70	90	-22.2
150000-299999	509	551	-7.6	180	397	-54.7
300000-449999	319	279	14.3	208	456	-54.4
450000-599999	140	92	52.2	217	152	42.8
600000-749999	36	11	227.3	65	26	150.0
750000-999999	29	4	625.0	45	21	114.3
1000000 & Over	3	4	-25.0	14	14	0.0
<b>Grand Total:</b>	<b>1,039</b>	<b>1,016</b>	<b>2.3</b>	<b>799</b>	<b>1,156</b>	<b>-30.9</b>

### INVENTORY TREND

Listings Active At End Of Month

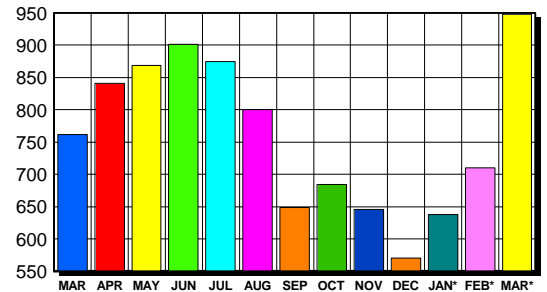


### CONTRACTS

Price Range	New This Month			Year-To-Date		
	2004	2003	% Change	2004	2003	% Change
0-149999	3	79	-96.2	21	240	-91.3
150000-299999	522	474	10.1	1,326	1,186	11.8
300000-449999	297	150	98.0	654	361	81.2
450000-599999	80	31	158.1	197	76	159.2
600000-749999	27	7	285.7	58	13	346.2
750000-999999	15	2	650.0	31	3	933.3
1000000 & Over	4	0	400.0	9	1	800.0
<b>Grand Total:</b>	<b>948</b>	<b>743</b>	<b>27.6</b>	<b>2,296</b>	<b>1,880</b>	<b>22.1</b>

### SALES TREND

Contracts Ratified Per Month



### SETTLEMENTS

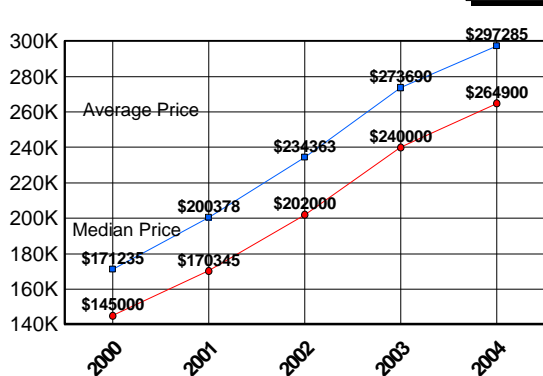
Price Range	New This Month			Year-To-Date		
	2004	2003	% Change	2004	2003	% Change
0-149999	4	66	-93.9	25	216	-88.4
150000-299999	434	334	29.9	1,077	932	15.6
300000-449999	164	92	78.3	448	263	70.3
450000-599999	57	19	200.0	132	53	149.1
600000-749999	6	4	50.0	24	9	166.7
750000-999999	7	1	600.0	15	3	400.0
1000000 & Over	0	1	-100.0	2	2	0.0
<b>Grand Total:</b>	<b>672</b>	<b>517</b>	<b>30.0</b>	<b>1,723</b>	<b>1,478</b>	<b>16.6</b>

### DATA SOURCE

Metropolitan Regional Information System (MRIS)

NOTES: Properties not listed through this Multiple Listing Service are not reflected. The term "sales" represents ratified purchase contracts. Current year information is preliminary and subject to revision. Current year- to- date contract information may not equal the sum of the monthly contract totals reported in previous issues. Prices are not adjusted for inflation.

### AVERAGE & MEDIAN PRICE



### MARKET BY PRICE RANGE

