

# PRINCE WILLIAM COUNTY HOUSING REPORT

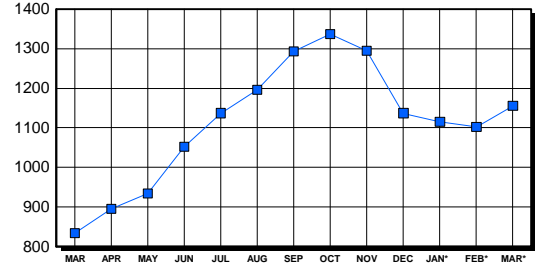
## Residential Market Report Single Family Homes March 2003

### LISTINGS

Price Range	New This Month			Total Active		
	2003	2002	% Change	2003	2002	% Change
0-149999	72	145	-50.3	90	99	-9.1
150000-299999	519	492	5.5	397	312	27.2
300000-449999	258	178	44.9	456	274	66.4
450000-599999	65	39	66.7	152	100	52.0
600000-749999	10	9	11.1	26	18	44.4
750000-999999	4	2	100.0	21	23	-8.7
1000000 & Over	4	4	0.0	14	8	75.0
<b>Grand Total:</b>	<b>932</b>	<b>869</b>	<b>7.2</b>	<b>1,156</b>	<b>834</b>	<b>38.6</b>

### INVENTORY TREND

Listings Active At End Of Month

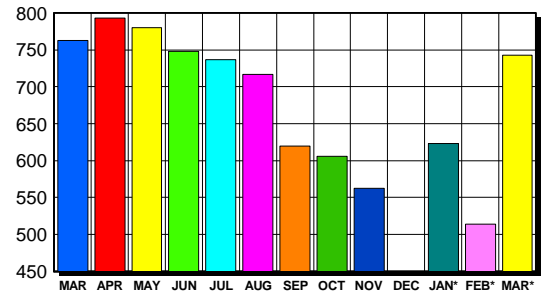


### CONTRACTS

Price Range	New This Month			Year-To-Date		
	2003	2002	% Change	2003	2002	% Change
0-149999	79	156	-49.4	240	429	-44.1
150000-299999	474	411	15.3	1,186	1,100	7.8
300000-449999	150	88	70.5	361	224	61.2
450000-599999	31	18	72.2	76	42	81.0
600000-749999	7	0	700.0	13	3	333.3
750000-999999	2	0	200.0	3	2	50.0
1000000 & Over	0	0	0.0	1	1	0.0
<b>Grand Total:</b>	<b>743</b>	<b>673</b>	<b>10.4</b>	<b>1,880</b>	<b>1,801</b>	<b>4.4</b>

### SALES TREND

Contracts Ratified Per Month



### SETTLEMENTS

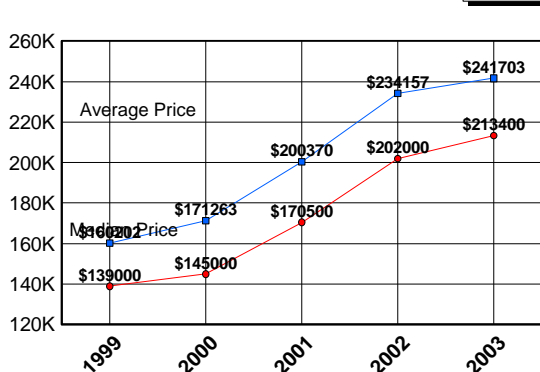
Price Range	New This Month			Year-To-Date		
	2003	2002	% Change	2003	2002	% Change
0-149999	66	113	-41.6	216	335	-35.5
150000-299999	335	302	10.9	929	832	11.7
300000-449999	92	44	109.1	267	152	75.7
450000-599999	19	9	111.1	50	28	78.6
600000-749999	4	2	100.0	8	4	100.0
750000-999999	1	0	100.0	4	3	33.3
1000000 & Over	1	0	100.0	2	0	200.0
<b>Grand Total:</b>	<b>518</b>	<b>470</b>	<b>10.2</b>	<b>1,476</b>	<b>1,354</b>	<b>9.0</b>

### DATA SOURCE

Metropolitan Regional Information System (MRIS)

NOTES: Properties not listed through this Multiple Listing Service are not reflected. The term "sales" represents ratified purchase contracts. Current year information is preliminary and subject to revision. Current year- to- date contract information may not equal the sum of the monthly contract totals reported in previous issues. Prices are not adjusted for inflation.

### AVERAGE & MEDIAN PRICE



### MARKET BY PRICE RANGE

