

# LOUDOUN COUNTY HOUSING REPORT

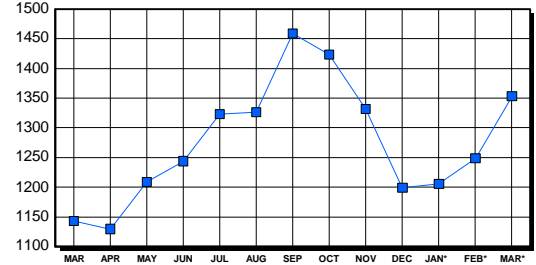
## Residential Market Report Single Family Homes March 2003

### LISTINGS

Price Range	New This Month			Total Active		
	2003	2002	% Change	2003	2002	% Change
0-149999	1	16	-93.8	13	19	-31.6
150000-299999	328	342	-4.1	261	275	-5.1
300000-449999	271	240	12.9	411	371	10.8
450000-599999	172	99	73.7	382	269	42.0
600000-749999	46	32	43.8	141	97	45.4
750000-999999	12	23	-47.8	77	59	30.5
1000000 & Over	12	15	-20.0	68	53	28.3
<b>Grand Total:</b>	<b>842</b>	<b>767</b>	<b>9.8</b>	<b>1,353</b>	<b>1,143</b>	<b>18.4</b>

### INVENTORY TREND

Listings Active At End Of Month

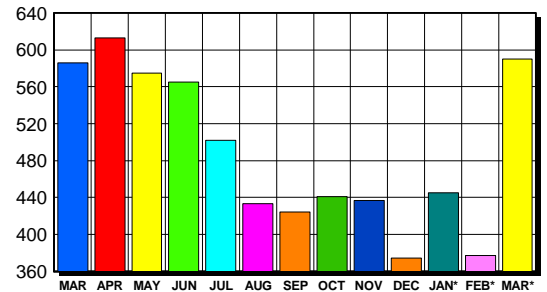


### CONTRACTS

Price Range	New This Month			Year-To-Date		
	2003	2002	% Change	2003	2002	% Change
0-149999	1	20	-95.0	14	48	-70.8
150000-299999	309	305	1.3	735	787	-6.6
300000-449999	176	131	34.4	435	371	17.3
450000-599999	79	28	182.1	166	85	95.3
600000-749999	20	7	185.7	37	24	54.2
750000-999999	4	6	-33.3	18	16	12.5
1000000 & Over	1	3	-66.7	7	8	-12.5
<b>Grand Total:</b>	<b>590</b>	<b>500</b>	<b>18.0</b>	<b>1,412</b>	<b>1,339</b>	<b>5.5</b>

### SALES TREND

Contracts Ratified Per Month



### SETTLEMENTS

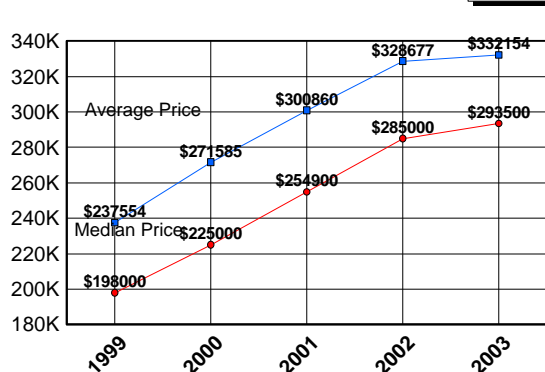
Price Range	New This Month			Year-To-Date		
	2003	2002	% Change	2003	2002	% Change
0-149999	4	6	-33.3	14	35	-60.0
150000-299999	230	239	-3.8	590	613	-3.8
300000-449999	140	98	42.9	376	287	31.0
450000-599999	53	31	71.0	137	75	82.7
600000-749999	6	6	0.0	29	17	70.6
750000-999999	3	4	-25.0	7	11	-36.4
1000000 & Over	3	1	200.0	4	1	300.0
<b>Grand Total:</b>	<b>439</b>	<b>385</b>	<b>14.0</b>	<b>1,157</b>	<b>1,039</b>	<b>11.4</b>

### DATA SOURCE

Metropolitan Regional Information System (MRIS)

NOTES: Properties not listed through this Multiple Listing Service are not reflected. The term "sales" represents ratified purchase contracts. Current year information is preliminary and subject to revision. Current year- to- date contract information may not equal the sum of the monthly contract totals reported in previous issues. Prices are not adjusted for inflation.

### AVERAGE & MEDIAN PRICE



### MARKET BY PRICE RANGE

